



UNIVERSITY OF KELANIYA, SRI LANKA

ANNUAL REPORT & ACCOUNTS

2016

CONTENTS

	Page No
01. Vision Statement	01
02. Mission Statement	01
03. Goals	01
04. Vice Chancellor's Review- 2016	02
a. Brief Introduction	02
b. Achievements	03
c. Future Plans	05
d. Organizational Chart of the University	06
e. Members of Council of the University	07
05. New Entrants Internal – (Local)and Student Enrolment (<i>Total No. of Students</i>) in Undergraduate	08
5.1 Local Students New Entrants to Internal Undergraduate Degree Programmes	08
5.2 Local Students Enrolment(<i>Total No. of Student</i>)in Internal Undergraduate Degree Programmes	09
06. New Entrants Internal -(Foreign) and Student Enrolment (Total No. of Students) in Undergraduate.	10
6.1 Foreign Students (students selected under foreign category) New Entrants to Undergraduate Degree Programmes	10
6.2 Foreign Students (students selected under foreign category) Enrolment(<i>Total No. of Students</i>)in Undergraduate Degree Programmes	11
07. New Entrants External Degree Programmes (Undergraduates)	12
7.1 New Entrants in External Undergraduate Degree Fee Levying Programmes	12
08. New Entrants and Student Enrolment(<i>Total No. of Students</i>)in Postgraduate Programmes	13
8.1 Local Students New Entrants and Enrolment (<i>Total No. of Students</i>) in Postgraduate Degree Programmes	13
8.2 Foreign Students New Entrants and Enrolment (<i>Total No. of Students</i>) in Postgraduate Degree Programmes	15
09. Examination Data	16
9.1 Undergraduate Output – Internal	16
9.2 Undergraduate Output – External	16
9.3 Postgraduate Output	17
9.4 Output of Other Courses	17

10. Human Resource Data	18
10.1 Approved Cadre and Present Staff	18
10.2 Approved Cadre and Present Staff - Academic Staff	19
10.3 Highest Qualifications of Administrative Staff	20
10.4 Details of Non-Academic Staff	21
10.5 Highest Qualifications of Non-Academic Staff	22
10.6 Information of International Staff visited for Undergraduate Teaching/Postgraduate/ Teaching/ Symposium Workshop in the year 2016	23
10.7 Foreign Scholarships, Fellowships & Training Programmes received by the University Staff-2016	26
11. Research Output Data	28
11.1 Publication output in 2016 (Number of Publications done by the Academic Staff in 2016	28
11.2 Details of the Science and Technology Development output in 2016	32
11.3 Details of Patents in 2016	32
11.4 Details of Knowledge Dissemination to the General Public during the year 2016	33
11.5 National & International Awards Received in 2016	44
12. Details of New Courses Started – 2016	47
13. Financial Data	48
13.1 Total Income in 2015& 2016	48
13.2 Capital Expenditure in 2016	49
13.3 Recurrent Expenditure in 2016	50
14. Financial Performance Analysis 2016	51
15. Details of Infrastructure Facilities Received in 2016	51
16. Hostel Data – 2016	52
16.1 Permanent Hostels	52
16.2 Rented Facilities	52
17. Mahapola and Bursary Scholarship Data	53
17.1 No. of Students received Mahapola& Bursary in 2016	53
18. Department of Physical Education	54
19. Financial Statements	64
20. Report of the Auditor General	88
21. Audit Committee Report	100
22. Observation of the Council of the University of Kelaniya on the Report of the Auditor General	103

ANNUAL REPORT AND ACCOUNTS – 2016

01. Vision Statement

To become a centre of excellence in creation and dissemination of knowledge for sustainable development

02. Mission Statement

To nurture intellectual citizens through creativity and innovation, who contribute to the national development

03. Goals

- To create a high quality and flexible teaching and learning environment
- To create a multi-disciplinary research culture of global standing
- To widen the range of economic and social engagements
- To develop an excellent system of governance through efficient and effective administration and financial management

04. Vice-Chancellor's Review - 2016

a. Brief Introduction

The University of Kelaniya, Sri Lanka, has its origin in the historic Vidyalankara Pirivena, founded in 1875 as a centre of higher learning for Buddhist clergy. It was one of the two great national centers of traditional higher learning, heralding the first phase of the national movement and national resurgence of independence. With the establishment of modern Universities in Sri Lanka, the Vidyalankara Pirivena became the Vidyalankara University of Ceylon in 1959, the Vidyalankara Campus of the University of Sri Lanka in 1972, and the University of Kelaniya, Sri Lanka in 1978.

Today, the University of Kelaniya, Sri Lanka, is one of the major national Universities in the country. It is located outside the municipal limits of Colombo, in the ancient and historic city of Kelaniya, associated with the legends of King Kelanitissa and his daughter, Vihara Maha Devi. The campus is located on the Kandy Road, twelve kilometers from the capital city. It has seven Faculties as listed below:

- Faculty of Commerce and Management Studies (Annex I)
- Faculty of Graduate Studies (Annex II)
- Faculty of Humanities (Annex III)
- Faculty of Medicine (Annex IV)
- Faculty of Science (Annex V)
- Faculty of Social Sciences (Annex VI)
- Faculty of Computing and Technology (Annex VII)

The Faculty of Computing and Technology, established by Special Gazette no 1947/24 dated 30th December 2015, was ceremonially inaugurated in March 2016 after official commencement in January 2016. The new Faculty consists of three academic departments namely; Department of Software Engineering, Department of Computer Systems Engineering and Department of Applied Computing. While the Faculty of Medicine is located at Ragama, in a land area of 35 acres, the other faculties are located at Dalugama in a land area of 55 acres. Centre for Open and Distance Learning is located in Kiribathgoda.

The main buildings in Dalugama premises are the Student Centre, Science Block, Humanities and Social Sciences Building Complex, Commerce and Management Studies Building Complex, Science Lecture Theatre Complex, Auditorium and Ancillary Building, Sri Dharmaloka Convocation Hall, Aquaculture and Microbiology Buildings, ICT Centre, the Library, and the Administrative Block. Sri Dharmaloka Convocation Hall has a seating capacity of 1000, while the Science Faculty Auditorium and Professor Sunil Shantha Memorial Auditorium of the Faculty of Commerce and Management Studies can accommodate 250 & 300 persons respectively. Sri Dharmaloka Convocation hall and Social Sciences Auditorium were recently upgraded as state-of-art auditoriums with modern technology.

In terms of housing, the Bhikku Hostel and the Women's Hostel Complex are located within the Dalugama campus, while the Men's Hostels and some Women's Hostels are located nearby. Venerable Ratmalane Sri Dharmarama Girls' hostel complex was opened in December providing accommodation facilities to 500 students. In providing IT facilities, in addition to the main ICT Centre, every Faculty possess well equipped ICT Centers which are managed either by the faculty or by the department. To facilitate teaching, learning and research Wi-Fi facility has been expanded to cover the entire University and the hostels. Three language laboratories are located in the Faculty of Humanities and 2 computer laboratories with modern ICT facilities were opened in the faculty in 2016. All departments of the Faculty of Science and Faculty of Commerce & Management Studies consist of research laboratories in addition to classroom facilities.

At Ragama Premises, the buildings include the Administration Block, Lecture Theatres and Laboratories Complex, Disabilities Studies Unit Building, Molecular Medicine Unit building, Pre-clinical Buildings Complex, Auditorium with a seating capacity of 200 and men's and women's hostels. Construction of two lecture theatres and a students' hostel was commenced at the faculty premises recently.

The total number of postgraduate students enrolled during 2016 was 1608. The international recognition of the university was enhanced by enrolling 112 international students in 2016.

The General Convocation of the university was held in 20 sessions during the year 2016, where 2142 internal graduates and 2111 external graduates were conferred degrees. The Postgraduate output of the year 2016 was 974.

b. Achievements

- University of Kelaniya secured the first place among Sri Lankan universities in green practices and 253rd position in according to World Green metrics ranking in 2016. This ranking measures the sustainability efforts of the Universities.
- The Digital repository of the University is ranked as the best e-repository among the Sri Lankan universities with 13750 research articles. This is ranked as the 14th top e-repository in South Asia and holds 135th rank among Asian universities and higher education institutes. During the year 2016, a total of 4464 abstracts / papers have been uploaded to the e-repository.
- According to the most recent Webometrix rankings carried out in January 2017, the University of Kelaniya was ranked at the 2767 position among 21000 world universities and higher education institutions. Its Sri Lankan rank was 4. In January 2014, the world ranking of the University of Kelaniya was 4417 and its Sri Lankan rank was 6. Hence, during the past three years world rank was improved by 1650 positions and Sri Lankan rank by 2 positions. The difference between the world rank No.1 and University of Kelaniya, reduced from 2166 positions to 596 positions during the period of 3 years from January 2014 to January 2017. At present, University of Kelaniya is among the top 100 South Asian Universities and Higher

Education Institutes and ranked at 90th position in the world. It is among the top 1000 Asian Universities with the rank of 946.

- According to the ranking based on quality of research measured by number of citations of research, the University of Kelaniya holds the 3rd rank among Sri Lankan Universities and 1538th rank among world Universities. During the year 2016, its rank has been improved by 44 positions.
- Twelve staff members of the University of Kelaniya received Presidential Awards for research publications in 2016.
- According to the rankings of Sri Lankan researchers carried out by Webometrics in April 2016 based on their Google Scholar Citation Profiles of the top 183 researchers who have an h-index of 10 or more, 27 researchers are from the University of Kelaniya, making it the third best university in Sri Lanka when the number of top researchers is considered.

Several academic symposia helped to enhance the research culture of the university in 2016. The 17th Annual Research Symposium (International Postgraduate Research Conference 2016) organized by the Faculty of Graduate Studies was held on 08th and 09th December 2016, on the theme of “Dynamic collaborations: Creativity, Innovation and Stability”. A total of 243 papers on issues and emerging concepts in all disciplines and the role they play in scientific, economic, social and cultural development were presented at this symposium. In addition to this symposium, 26 international and national level research conferences and symposia were organized and conducted by the faculties and academic departments to enhance the research culture within the university. More than 2000 research papers were presented at these research symposia.

During the year 2016, 194 Senate Honors were presented to academic staff for publishing research papers in peer reviewed indexed journals in order to further strengthen the research culture in the university.

Medical Exhibition titled ‘MedKel 2016’, held for the general public from 23rd to 29th September 2016 to celebrate the 25th anniversary of the Faculty of Medicine was a significant event held during the year. The theme of this exhibition was “Medical Knowledge for a healthier tomorrow.” It included elements covering latest technologies in medical science and provided vast amount of information needed by the general public for a healthy life.

The Inter-University Best Speaker Contest, Art Exhibitions, Fish Exhibition, Photography exhibitions, Media Festivals, Talent shows, Colors Awarding Ceremony, Tree Plantation Programmes, Career Fair 2016, Stylish Marketer fashion show, Pindapatha Dana Pinkama, Welfare Projects and workshops were some of the extra-curricular programmes conducted in 2016. Students from every faculty participated in national and international games and competitions held during the year, and the students of the University of Kelaniya won several national and international awards, bringing honor to the University.

Film and drama festivals, musical shows, art exhibitions and international cultural shows were some of the cultural activities carried out in the University in 2016. These activities, which were organized by the students and academic departments, helped to enhance social harmony within the university, while improving the talents of the students.

c. Future Plans

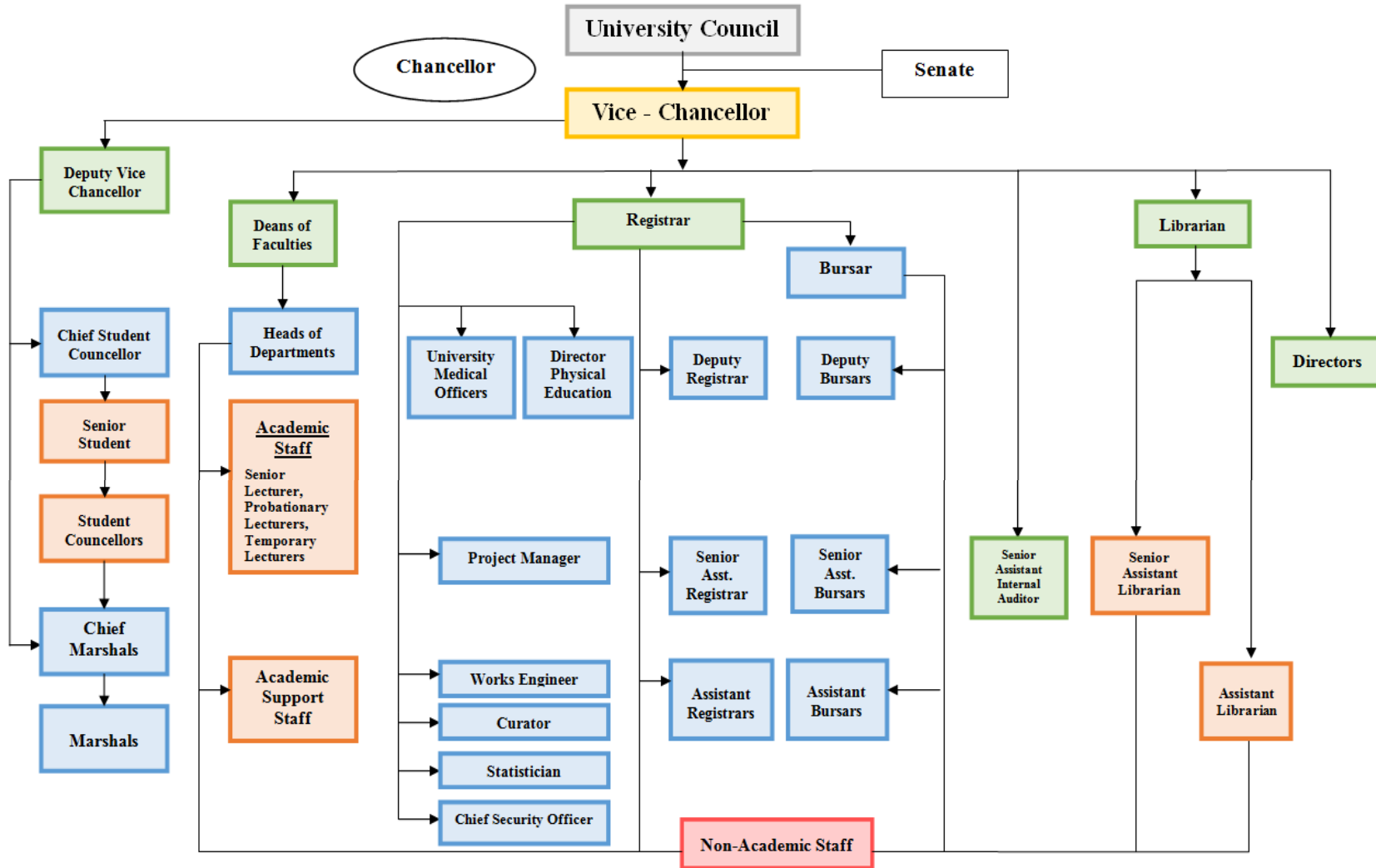
The university plans to achieve its vision by paying special attention to develop teaching and learning activities, research activities, infrastructure development and improving collaboration with the stakeholders of the university. Research conferences, academic programmes, sports activities and other extra-curricular activities are aimed at improving students' soft skills and employability.

Under infrastructure development, several building projects are proposed as listed below:

- Six storied Building Complex for the Faculty of Science
- Building Complex for the Information and Communication Technology Centre
- Multipurpose Building for the University of Kelaniya
- Building Complex for the Department of Industrial Management
- Multipurpose building stage - 01 Faculty of Medicine
- Proposed 3rd and 4th floors in the block 'B' in Building Complex for the Technical Degree Programme
- New Lecture Theatre Complex of the Faculty of Science
- Six storied Building Complex for the Examination Halls and Lecture Halls – Stage 11
(Generated Funds)
- Proposed Modification for the Existing Gymnasium **(Generated Funds)**

d. Organizational Chart of University

ORGANIZATIONAL CHART



e. Members of the Council of the University

Vice- Chancellor

Professor Sunanda Madduma Bandara - 18.03.2014 to 19.03.2017

Deans of Faculties

Dr. D.M. Semasinghe - 01.07.2012 to 30.06.2015
Faculty of Commerce and Management Studies 01.07.2015 to 19.03.2017

Prof. J.M.D Ariyaratne - 09.03.2016 to 08.03.2019
Prof. M K C Rajapaksha - 25.01.2016 to 08.03.2016
Senior Professor V G Kulasena - 10.09.2014 to 24.01.2016
Faculty of Graduate Studies

Professor Lakshman Seneviratne - 11.05.2014 to 10.05.2017
Faculty of Humanities

Senior Professor N R de Sliva - 14.08.2012 to 13.08.2015
Faculty of Medicine 14.08.2015 to 13.08.2018

Professor N A K P J Seneviratne - 03.01.2014 to 02.01.2017
Faculty of Science

Professor A H M H Abeyarathna - 15.12.2013 to 14.12.2016
Faculty of Social Sciences 15.12.2016 to 14.12.2019

Members Elected

Senior Professor M J S Wijeyaratne
Senior Professor P S Wijesinghe

Members Appointed by the University Grants Commission

Dr. Nanda Amarasekara - 12.05.2015 to 19.04.2018
Prof. Gamini Dela Bandara - 12.05.2015 to 19.04.2018
Prof.(Mrs.) AjithaTennakoon - 12.05.2015 to 19.04.2018
Prof. J B Dissanayaka - 12.05.2015 to 19.04.2018
Mr. Sirinimal Lakdusinghe - 12.05.2015to 19.04.2018
Mr. Prithi Perera - 12.05.2015to 19.04.2018
Mr. D B Wijekoon - 12.05.2015to 19.04.2018
Mr. Rajith KeerthiTennakoon - 17.11.2015 to 08.03.2016
Mr.W M A S Asela Iddawela - 17.11.2015 to 19.04.2018
Prof. S T B Amunugama - 08.03.2016 to 19.04.2018
Mr. D M A Dissanayaka - 08.03.2016 to 19.04.2018
Mr. P Harold Peiris - 16.08.2016 to 19.04.2018

Secretary To The Council

Mr. W M Karunaratne (Ex-Officio)

Prof. Sunanda Madduma Bandara

Vice-Chancellor

05. New Entrants Internal and Student Enrolment (Total No. of Students) in Undergraduate.

5.1 Local Students New Entrants to Internal Undergraduate Degree Programmes

Faculty	Programme of study	Year of Intake	Agreed Intake	Actual No. Registered	
Faculty of Science	Biological Science	2015/16	175		
	Physical Science		300		
	Management & Information Technology		50		
	Environmental Conservation Management		50		
	Software Engineering		50		
	Physical Science – ICT (Physics & Electronics)		50		
Faculty of Commerce & Management Studies	Commerce		200		
	Management		400		
Faculty of Medicine	Medicine		160		
	Speech & Hearing Science		50		
Faculty of Computing & Technology	Engineering Technology		75		
	Information Communication Technology		75		
Faculty of Social Sciences	Peace & Conflict Resolution		35		
Faculty of Humanities	Translation Studies		25		
	Film & Television Studies		50		
	Teaching English as a Second Language		50		
Faculty of Humanities & Social Science	Arts		1200		
Faculty of Science	Biological Science		2014/15	170	121
	Physical Science	300		165	
	Management & Information Technology	50		46	
	Environmental Conservation Management	50		29	
	Software Engineering	50		39	
Faculty of Commerce & Management Studies	Commerce	200		196	
	Management	350		343	
Faculty of Medicine	Medicine	160		168	
	Speech & Hearing Science	50		43	
Faculty of Social Sciences	Peace & Conflict Resolution	35		33	
Faculty of Humanities	Translation Studies	25		24	
	Film & Television Studies	50		48	
Faculty of Humanities & Social Sciences	Arts	1200		1268	
Faculty of Science	Biological Science	2013/14		165	168
	Physical Science			245	261
	Management & Information Technology			50	48
	Environmental Conservation Management			50	49
	Software Engineering			50	48
Faculty of Commerce & Management Studies	Commerce		165	195	
	Management		350	358	
Faculty of Medicine	Medicine		160	172	
	Speech & Hearing Science		50	69	
Faculty of Social Sciences	Peace & Conflict Resolution		35	34	
Faculty of Humanities	Translation Studies		25	24	
Faculty of Humanities & Social Sciences	Arts		1200	1189	

5.2 Local Students Enrolment (Total No. of Students) in Internal Undergraduate Degree Programmes

Faculty	Programme of study	Medium	Year of Study						UGC Intake			No. of Graduates	
			1 Year	2 Year	3 Year	4 Year	5 Year	Total	Male	Female	Total	Special	Gen.
Faculty of Science	Biological Science	S/ E	166	155	146	49	-	516	144	372	516	114	265
	Physical Science	S/ E	275	215	202	41	-	733	409	324	733		
	Management & Information Technology	E	53	45	46	43	-	187	82	105	187		
	Environmental Conservation Management	E	34	39	38	10	-	121	30	91	121		
	Software Engineering	E	46	48	-	-	-	94	73	21	94		
Faculty of Commerce & Management Studies	Commerce	E	198	186	183	177	-	744	280	464	744	156	-
	Management	E	344	337	332	343	-	1356	533	823	1356	309	-
Faculty of Medicine	Medicine	E	165	163	153	180	163	824	374	605	979	158	-
	Speech & Hearing Science	E	36	56	47	65	-	204	30	174	204	46	-
Faculty of Social Sciences	Social Sciences	S/ E	-	-	674	698	-	1372	401	971	1372	489	199
	Peace & Conflict Resolution	S/ E	33	30	32	-	-	95	23	72	95		
Faculty of Humanities	Humanities	S/E	-	-	421	202	-	623	307	316	623	128	278
	Film & Television Studies	S	50	-	-	-	-	50	17	33	50		
	Translation Studies	S/T/E	26	20	-	-	-	46	04	42	46		
	Teaching English as a Second Language	E	44	-	-	-	-	44	04	40	44		
Faculty of Humanities & Social Sciences	Arts	S	1297	1162	-	-	-	2459	408	2051	2459	-	-
Total			2767	2456	2274	1808	163	9468	3119	6504	9623	1400	742
Grand Total								9468		9623	2142		

06. New Entrants Internal – Foreign and Student Enrolment (Total No. of Students) in Undergraduate.

6.1 Foreign Students (students selected under foreign category) New Entrants to Undergraduate Degree Programmes

Faculty	Programme of study	Year of Intake	Country	No. of Students registered	Total		
Faculty of Medicine	Medicine	2015/16	Bhutan	07	07		
Faculty of Science	Software Engineering	2014/15	Kenya	01	67		
			Pakistan	02			
Faculty of Medicine	Medicine		Bhutan	06			
			Sri Lanka	01			
			Australia	01			
			Maldives	01			
Faculty of Social Sciences	Social Science		Uganda	01			
			Bhutan	01			
Faculty of Humanities	Humanities		Myanmar	29			
			Bangladesh	06			
			Cambodia	06			
			Chinese	01			
			Indonesia	02			
			Singapore	01			
			Vietnam	03			
			Malaysia	01			
		Japan	01				
		Indian	01				
Faculty of Science	Environmental Conservation	2013/14	Kenya	01	40		
	Software Engineering		Pakistan	01			
Faculty of Medicine	Medicine		Bhutan	09			
Faculty of Humanities	Humanities		Korean	03			
			Indonesia	01			
			Japan	01			
			Cambodia	05			
			Bangladesh	02			
			Chinese	01			
			Vietnam	03			
			Myanmar	12			
Indian	01						
Total				114			
Grand Total						114	

6.2 Foreign Students (students selected under foreign category) Enrolment (Total No. of Students) in Undergraduate Degree Programmes

Faculty	Programme of study	Year of Study					Country
		1 st Year	2 nd Year	3 rd Year	4 th Year	5 th Year	
Faculty of Science	Environmental Conservation Management	-	01	-	-	-	Kenya
	Software Engineering	-	01	-	-	-	Pakistan
		-	01	-	-	-	Kenya
Faculty of Medicine	Medicine	07	09	05	12	09	Bhutan
		-	01	-	-	-	Kuwait
		-	01	-	-	-	Australia
		-	-	01	-	-	Iran
		-	-	01	-	-	USA
		-	-	01	-	01	India
		-	-	-	01	-	UAE
		-	-	-	01	-	Saudi Arabia
		-	-	-	-	01	Canada
	-	-	-	-	01	Riyadh	
	Speech & Hearing Science	-	01	-	-	-	Maldives
Faculty of Social Sciences	Social Sciences	-	01	-	-	-	Uganda
		-	01	-	-	-	Bhutan
Faculty of Humanities	Humanities	-	17	12	-	-	Myanmar
		-	04	02	-	-	Bangladesh
		-	01	05	-	-	Cambodia
		-	-	01	-	-	Chinese
		-	02	01	-	-	Indonesia
		-	01	-	-	-	Singapore
		-	01	02	-	-	Vietnam
		-	01	-	-	-	Malaysia
		-	-	01	-	-	Japan
		-	-	01	-	-	Indian
-	-	02	-	-	Korean		
Total		07	44	35	14	12	-
Grand Total		112					-

07. New Entrants External Degree Programmes (Undergraduates)

7.1 New Entrants in External Undergraduate Degree Fee Levying Programmes

Programme of study	Year of Study	New Entrants		
		Male	Female	Total
Bachelor of Art (General) Degree	-	-	-	-
Bachelor of Business Management (General) Degree	-	-	-	-
Bachelor of Commerce (Special) Degree	-	-	-	-
Bachelor of Science	* -	-	-	-
Bachelor of Science (Occupational Therapy)	-	-	-	-
Bachelor of Science (Physiotherapy)	-	-	-	-
Grand Total	-	-	-	-

* No Student Registration took place in the year 2016

08. New Entrants and Student Enrolment (Total No. of Students) in Postgraduate Degree Programmes.

8.1 Local Students New Entrants and Enrolment (Total No. of Students) in Postgraduate Degree Programmes

Name of the Faculty	Programme of Study	Full Time/ Part Time	New Entrants			Student Enrolment (Total no. of registered students)		
			Male	Female	Total	Male	Female	Total
Faculty of Graduate Studies	Postgraduate Diploma							
	PGD in Marketing	Full time	51	07	58	51	07	58
	Masters Degree							
	MA in Buddhist Studies	Full time	09	35	44	41	43	84
	MA in Sinhala	Full time	31	66	97	52	115	167
	MA in Linguistics	Full time	40	110	150	85	226	311
	MA in Christian Studies	Full time	15	11	26	30	27	57
	MA in Drama & Theatre	Full time	19	67	86	19	67	86
	MA in Sociology	Full time	66	152	218	66	152	218
	MA in Archaeology	Full time	02	07	09	02	07	09
	MA in Economics	Full time	107	175	282	107	175	282
	MA in Geography	Full time	09	17	26	09	17	26
	MA in History	Full time	05	08	13	05	08	13
	MA in Mass Communication	Full time	13	32	45	13	32	45
	MA in Philosophy	Full time	04	0	04	04	0	04
	MA in Political Science	Full time	12	22	34	12	22	34
	MA in Library Information Science	Full time	02	03	05	02	03	05
	MSSc in Sociology	Full time	-	02	02	05	11	16
	MSSc in Archaeology	Full time	-	-	-	03	09	12
	MSSc in Economics	Full time	02	02	04	03	07	10
	MSSc in Geography	Full time	-	01	01	01	05	06
	MSSc in History	Full time	01	07	08	02	21	23
	MSSc in Mass Communication	Full time	03	12	15	09	41	50
	MSSc in Philosophy	Full time	-	-	-	01	02	03
	MSSc in Political Science	Full time	-	02	02	02	03	05
	MSSc in Library Information Science	Full time	03	03	06	08	12	20
	Masters of Commerce	Full time	38	21	59	06	12	18
	Masters of Business Administration	Full time	73	34	107	56	77	133
	Masters of Human Resource Management	Full time	12	27	39	37	12	49

Name of the Faculty	Programme of Study	Full Time/ Part Time	New Entrants			Student Enrolment(Total no. of registered students)			
			Male	Female	Total	Male	Female	Total	
Faculty of Graduate Studies	Masters of Business Marketing	Full time	42	19	61	0	0	0	
	Masters of Business Studies	Full time	37	35	72	21	24	45	
	MSc in Industrial & Environmental Chemistry	Full time	15	11	26	08	27	35	
	MSc in Applied Microbiology	Full time	0	13	13	0	0	0	
	MSc in Food and Nutrition	Full time	03	20	23	0	0	0	
	Masters in Public Health	Full time	07	13	20	0	0	0	
	Total	-	570	927	1497	609	1157	1766	
	MPhil								
	MPhil in Management	Full time	0	01	01	0	0	0	
	MPhil in Sociology	Full time	06	0	06	08	01	09	
	MPhil in Philosophy	Full time	01	0	01	0	0	0	
	MPhil in Mass Communication	Full time	01	0	01	03	01	04	
	MPhil in Archaeology	Full time	0	01	01	01	03	04	
	MPhil in Clinical Hematology & Molecular Biology	Full time	01	0	01	0	0	0	
	MPhil in Physiology	Full time	0	01	01	0	0	0	
	MPhil in Veterinary Medicine & Animal Science	Full time	0	01	01	0	0	0	
	MPhil in Molecular Entomology	Full time	01	0	01	0	0	0	
	MPhil in Chemistry	Full time	0	02	02	02	04	06	
	MPhil in Physics	Full time	01	0	01	0	0	0	
	MPhil in Linguistics	Full time	01	03	04	04	11	15	
	MPhil in Fine Art	Full time	01	0	0	0	0	0	
	MPhil in French	Full time	0	01	01	0	0	0	
	MPhil in Drama & Theatre	Full time	0	01	01	0	0	0	
	MPhil in Buddhist Studies	Full time	01	0	01	0	0	0	
	Total	-	14	11	25	18	20	38	
	Doctoral Grade								
	PhD in Business Administration	Full time	20	04	24	20	04	24	
	PhD in Community Medicine	Full time	0	02	02	0	02	02	
	PhD in Gynecology	Full time	01	0	01	01	0	01	
	PhD in Physiology	Full time	0	01	01	0	01	01	
	PhD in Clinical Nutrition	Full time	0	01	01	0	01	01	
	PhD in Sociology	Full time	01	0	01	01	0	01	
	PhD in Library and Information	Full time	02	01	03	02	01	03	
PhD in Chemistry	Full time	01	04	05	01	06	07		
PhD in Botany	Full time	0	01	01	0	01	01		
PhD in Industrial Management	Full time	0	01	01	0	01	01		
PhD in Biochemistry	Full time	01	0	01	01	0	01		
Total		26	02	28	26	17	43		
Grand Total		661	947	1608	653	1194	1847		

8.2 Foreign Students New Entrants and Enrolment (*Total No. of Students*) in Postgraduate Degree Programmes

Name of the Faculty	Programme of Study	Full Time/ Part Time	Nationality	New Entrants			Student Enrolment (total no. of registered students)		
				Male	Female	Total	Male	Female	Total
	Masters Degree								
	MSSc in Political Science	Full time	Nigeria	01	0	01	01	0	01
	Total			01	0	01	01	0	01
	Grand Total			01			01		

9. Examination Data

9.1 Undergraduate Output – Internal

Faculty	Programme of Study	No. Sat for the Final Exam		Total No. Graduated							
				First Class		Second Class (Upper & Lower)		Pass		Total	
		Male	Female	Male	Female	Male	Female	Male	Female	Male	Female
Humanities	BA(Special)	-	-	02	14	22	69	09	12	33	95
	BA(General)	-	-	02	16	34	154	37	35	73	205
Social Sciences	BA(Special)	-	-	02	24	42	349	12	60	56	433
	BA(General)	-	-	01	11	15	110	07	55	23	176
Science	B.Sc (Special)	-	-	11	10	10	55	-	-	21	65
	BSc (General)	-	-	02	-	25	59	84	36	111	95
	ENCM (Special)	-	-	-	05	-	03	-	-	-	08
	ENCM(General)	-	-	-	-	06	11	06	08	12	19
	MIT(Special)	-	-	04	07	04	05	-	-	08	12
	MIT (General)	-	-	01	04	08	04	10	01	19	09
Commerce & Management Studies	B.Com (Special)	-	-	-	03	12	42	35	18	47	63
	B.Com- Entrepreneurship (Special)	-	-	-	03	04	09	13	-	17	12
	B.Com – (Business Technology (Special)	-	-	-	03	02	10	02	-	04	13
	BB. Mgt. – Accountancy (Special)	-	-	01	08	12	45	26	09	39	62
	BB. Mgt- HRM (Special)	-	-	-	05	09	39	07	17	16	61
	BB. Mgt – Finance (Special)	-	-	01	07	13	23	06	04	20	34
	BB. Mgt – Marketing (Special)	-	-	-	14	19	24	10	10	29	48
Medicine	Medicine	-	-	01	01	19	56	50	35	70	88
	Speech &Hearing Sciences	-	-	-	02	02	23	05	14	07	39
Total										605	1537
Grand Total										2142	

9.2 Undergraduate Output – External

Programme of study	General/ Special	No. Graduated				Total
		Male		Female		
		General	Special	General	Special	
Bachelor of Art (General) Degree	General	273	-	1619	-	1892
Bachelor of Business Management (General) Degree	General	32	-	163	-	195
Bachelor of Commerce (Special) Degree	Special	-	07	-	13	20
Bachelor of Science	-	03	-	01	-	04

Programme of study	General/ Special	No. Graduated				Total
		Male	Female	Male	Female	
		General	Special	General	Special	
Bachelor of Science (Occupational Therapy)	-	-	-	-	-	-
Bachelor of Science (Physiotherapy)	-	-	-	-	-	-
Total		308	07	1783	13	2111
Grand Total						

9.3 Postgraduate Output

Faculty	Name of the Programme of study	No. Graduated		
		Male	Female	Total
Faculty of Social Sciences	PhD	03	01	04
	MPhil	05	05	10
	MSSc	30	58	88
	MA	132	249	381
	MSSc (One Year)	02	-	02
Faculty of Science	PhD	01	04	05
	M.Phil	03	06	09
	MSc	04	08	12
Faculty of Medicine	PhD	-	02	02
	M.Phil	02	03	05
	M P H	02	02	04
Faculty of Humanities	PhD	-	04	04
	M.Phil	10	13	23
	M.A	90	181	271
Faculty of Commerce & Management Studies	PhD	01	-	01
	M.Phil	-	01	01
	M.A	67	85	152
Total		352	622	974

9.4. Output of Other Courses

Faculty	Diploma (Postgraduate)	Male	Female	Total
Faculty of Social Sciences	Diploma	06	04	10
	Certificate	01	-	01
Faculty of Science	Diploma	01	01	02
Faculty of Humanities	Diploma	-	03	03
Faculty of Commerce & Management Studies	Diploma	23	07	30
Total		31	15	46

10. Human Resource Data

10.1 Approved Cadre and Present Staff

Staff category	Salary Code	Approved Cadre	Number Present - Permanent Staff			Number of Temporary Staff			Number of Contract Staff			No. of Vacancies	No. of Vacancies
			Male	Female	Total	Male	Female	Total	Male	Female	Total		
		(1)		(2)			(3)			(4)	(1)-(2)	(1)-(2)-(3)-(4)	
Academic Staff	U-AC 3 to U-AC 5	649	284	258	542	-	-	-	-	-	-	107	-
Temporary Staff	U-AC 1 to U-AC 2	122	-	-	-	118	203	321	-	-	-	-	-
Library (professional staff)	U-AC 3 to U-AC5	13	03	07	10	-	-	-	-	-	-	03	-
Academic Support Staff	U-AS 1 to U-AS 2	49	18	12	30	-	-	-	-	-	-	19	-
Administrative Staff	U-EX 1 to U-EX 3	30	09	21	30	-	-	-	-	-	-	-	-
Other Executive Staff	U-EX 1 to U-EX 3, *1 U-MO 1 to U-MO 2	05	04	01	05	-	-	-	-	-	-	-	-
Total		868	318	299	617	118	203	321	-	-	-	129	-
Technical Staff	U-MT 1, U-MN 1 to *1 U-MN 4, U-EX 1 to U-EX 2	134	065	46	111	-	-	-	-	-	-	023	023
Clerical & Allied	U-MN 1 to U-MN 4	308	095	191	286	01	01	-	-	-	-	022	020
Minor Staff	U-PL 1 to U-PL 3	417	329	045	374	05	-	-	-	-	-	043	038
Total		859	489	282	771	06	01	-	-	-	-	88	81
Grand Total		1727	807	581	1388	124	204	321	-	-	-	217	81

Note: *1 The following designations in U-Ex salary scales of Other Executive Staff should be categorized under Technical Staff.
Audio Visual Technical Officer (Higher Grade), Chief Technical Officer, Senior Staff Matron, Senior Staff Matron (Dental School/Dental Faculty) Audio Visual Technical Officer Grade I, Senior Staff Technical Officer, Staff Matron, Staff Matron (Dental School/Dental/Faculty)

10.2 Approved Cadre and Present Staff - Academic Staff

Staff	Salary Code	Approved Cadre		Number Present - Permanent Staff			Number of Temporary Staff			Number of Contract Staff			No. of Vacancies	No. of Vacancies
				Male	Female	Total	Male	Female	Total	Male	Female	Total		
				(1)		(2)			(3)			(4)		
Senior Professor	U-AC 5 (I)	-	*649	26	-	-	-	-	-	-	-	-	-	*Approved Cadre Chair Professor - 37. Present Cadre Chair Professor - 17. Chair Professor Vacancies - 20. 94 Academic Staff have been Promoted to Senior Professor, Associate Professor and Professor.
Professor	U-AC 5 (II)	37		77	-	-	-	-	-	-	-	-	20	
Associate Professor	U-AC 4	-		08	-	-	-	-	-	-	-	-	-	
Senior Lecturer	U-AC 3(I) - (II)	612		290	-	-	-	-	-	-	-	-	87	
Lecturer	U-AC 3(III)			52	-	-	-	-	-	-	-	-		
Prob. Lecturer	U-AC 3(IV)			89	-	-	-	-	-	-	-	-		
Temporary Lecturer/ Asst. Lecturer	U-AC 2	39	-	114	-	-	-	-	-	-	-	-	-	
Temporary Research Assistant	U-AC 2	03	-	02	-	-	-	-	-	-	-	-	-	
Temporary Demonstrator	U-AC 1	77	-	187	-	-	-	-	-	-	-	-	-	
Temporary Instructor	U-AC 1	-	-	-	-	-	-	-	-	-	-	-	-	
Temporary Tutor	U-AC 1	03	-	18	-	-	-	-	-	-	-	-	-	
Total		771	542	321	-	-	-	-	-	-	-	107	-	

10.3 Highest Qualifications of Administrative Staff

Designation	2016					
	No. of Officers	Qualifications				
		P. G Degree	P.G. Dip.	Degree	Prof. Qualification	Diploma
Registrar	01	01	02	01	02	-
Bursar	01	-	-	01	01	-
Deputy Registrar	02	02	02	02	-	02
Deputy Bursar	03	-	01	03	03	-
Senior Assistant Registrar	08	02	02	08	01	02
Senior Assistant Bursar	01	01	-	01	-	-
Senior Assistant Internal Auditor	02	-	01	02	05	01
Assistant Registrar	09	04	-	08	02	06
Assistant Bursar	03	01	-	03	02	-
Works Engineer	01	-	-	01	01	-
Curator	01	-	-	-	-	01
Chief Medical Officer	01	-	-	01	01	-
Medical Officer	01	-	-	01	01	-
Dental Surgeon	01	-	-	01	01	-
Total	35	11	08	33	20	12

10.4 Details of Non-Academic Staff

Faculty/Branch	2016			
	Most Senior Staff	Senior Staff	Junior Staff	Minor Employees
Faculty of Commerce & Management Studies	02	02	15	07
Faculty of Graduate Studies	-	02	05	02
Faculty of Humanities	04	06	14	16
Faculty of Medicine	14	24	51	84
Faculty of Science	02	20	23	56
Faculty of Social Sciences	05	03	17	12
Faculty of Computing Technology	-	-	03	02
Academic Branch	02	02	03	04
Academic Establishments	01	-	09	03
Accounts Branch	02	-	06	01
Bursar's Office	01	-	-	01
Miscellaneous Accounts	01	-	01	-
Career Guidance Unit	-	-	01	01
Examination Branch	02	02	06	03
External Examination Branch	01	04	09	03
General Administration Division	01	01	10	02
Government Audit Branch	-	-	-	01
Internal Audit Branch	-	01	05	01
Landscape Division	-	-	02	32
Legal Office	-	-	01	-
Main Library	11	01	16	21
Medical Centre	03	01	04	11
Media Unit	-	-	01	-
Non Academic Establishments	05	-	06	02
Payment Branch	03	01	03	02
Physical Education	-	-	01	08
Project Manager's Office	-	-	01	-
Registrar's Office	-	01	01	02
Research & Publications Division	02	-	02	01
Salaries & Loans Division	03	-	04	01
Security Services	01	04	-	22
Student Welfare	02	01	12	05
Supplies Division	-	03	08	03
Transport Services	-	-	01	24
Vice-Chancellor's Office	-	-	01	03
Works Department	02	01	06	37
Total	64	80	248	373
Grand Total	771			

10.5 Highest Qualifications of Non-Academic Staff

2016						
Designation	No. of Non - Academic Staff	Qualifications				
		Post Graduate Degree	Post Graduate Diploma	Degree	Professional Qualification	Diploma
Most Senior Staff	25	08	-	08	-	09
Senior Staff	24	02	-	12	10	-
Junior Staff	66	03	-	50	02	11
Minor Employees	-	-	-	-	-	-
Total	115	013	-	070	12	20

10.6 Information of International Staff visited for Undergraduate Teaching/Postgraduate/ Teaching/ Symposium Workshop in the year 2016

Faculty/Department	Name of the Programme	Country	No. of Staff
Faculty of Science			
Chemistry	Workshop on Photovoltaic	USA	06
	Conducted a lecture series and workshop on Computational Chemistry	Japan	01
Botany	M. Sc in Crop Protection and Plant Biotechnology	UK	01
	BSC (Honors) in Molecular Biology and Plant Biotechnology	UK	01
Physics	Visiting Professor	New Zealand	01
Mathematics	Industry Related Problems in Sri Lanka	India	01
Zoology & Environmental Management	Postgraduate Research Symposium in Science, University of Peradeniya	Sri Lanka	01
	International Consultant on Fisheries to FAO Kyrgyz republic resource NhaTrang fisheries University	Vietnam	01
	Senior fellowship programme 2016	Australia	01
	2nd Kualalampur International Forestry, Agriculture and Plantation Symposium	Malaysia	01
	Undergraduate teaching in "Forestry and Natural Resource" University of Moratuwa	Sri Lanka	
Statistics and Computer Science	Statistics Camp	India	01
	Research Symposium	India	01
Faculty of Medicine			
Medical Education	International Symposium on Clinical and Moral reasoning	Pakistan, Japan, Hong Kong, UK, Malaysia	01 for each country
	Workshop on Qualitative Data Analysis using Atlas 1 & 2	UK	01
	Workshop on supporting the staff who support student	Australia	01
Public Health	MPH in Epidemiology	USA	02
Physiology	MD (Medicine) in Endocrinology	Australia	01
Pathology	Workshop on breast pathology	Oman	01
Molecular Medicine Unit	International workshop on Medical Entomology 2-8 th of May, 2016 (Sponsored by the IAEA TC project 5/047)	Thailand	01
	National workshop on Advanced Molecular Virology and Medical Entomology 20- 24 th of June, 2016 (Sponsored by the IAEA TC project	Singapore Australia	02

Disability studies	“Reach for the stars” Dr. Kathryn Drager (Penn state)	Associate Dean, Health & Human Devpt. Penn State, USA	30
	Managing Adult Dysphasia CPD Workshop (7 days) for Speech and Language Therapists	Prof. Mershen Pillay, University of Kwazulu - Natal	15
Pediatrics	Workshop on Best practices in the holistic management of victims of child abuse	Australia	01
Psychiatry	PG training	Canada	03
Faculty of Commerce & Management Studies			
Marketing Management	Bachelor of Business Management (Special) Degree in Marketing	Poland	03
Finance	Bachelor of Business Management (Special) Degree in Finance	Ireland	01
Faculty of Humanities			
Hindi Studies	Visiting Scholar Programme (Professor Arvind Tejawath, Haryana Central University)	India	01
Modern Languages	B.A. General / Special Degree	Japan	01
	B.A. General Degree	Korean	02
	Symposium workshop	Korean	
	Workshop	German	03
	B.A. General (undergraduate)/ teaching	French	01
Visual Arts & Design and Performing Arts Unit, Department of Fine Arts	Visiting Research Fellow	USA	01
Faculty of Social Sciences			
Library and Information Science	International Conference in Library Management	Nepal/India/Belgium	40
	ABCD Workshop	Belgium	01
	International Fellowship Programme	Belgium	01
Economics	3 rd International Conference on Humanities and Social Sciences	Italy	04
	IJAS - 2016	United Kingdom	01
History	Teaching/ Workshop	Japan	01
Archaeology	China - Sri Lanka Collaborative Archaeological Research Project	China	02
	Kathmandu Valley Archaeological Project	Nepal	01
	Zheng He - Maritime Archaeological Project.	China	01
	Cultural Heritage of Pakistan	Pakistan	01

Archaeology	Kathmandu Cultural Forum Paper Presented on Cultural Heritage sites of Sri Lanka	Nepal	01
	Kathmandu Disaster Management Project	Nepal	01
	Conservation of Cultural Heritage paper presented on Polonnaruwa World Heritage Site.	China	01
Sociology	3 rd Asia pacific Conference	Australia	01
	2 nd International Conference on Global Issue	Dubai	01
	International Conference on Social Science, Arts, Business and Education	Venice, Italy	05
	International Education and China	-	
	International Conference on Social Science	-	
	Gender Programme	Bihar University India	01
	Conference on Gender	Japan	01
	Conference on Law, Science	Indonesia	01
	Conference on Folk lane	India	01
	MA/MSSc in Sociology English Medium Program	Prof. Nur Yalman, Harvard University, USA	25
Geography	Geography	Bangladesh	01

10.7 Foreign Scholarships, Fellowships & Training Programmes received by the University Staff– 2016

	Faculty	Department	Designation	Type of Programme (PhD/MPhil/Master/PGD/Dip/Short-Term Training)	No. of Staff received
01	Faculty of Science	Zoology and Environmental Management	Professor	Short-Term Training	1
			Lecturer Probationary	PhD (Doctoral Student) Tuition Fellowship	1
		Chemistry	-	-	-
		Botany	-	-	-
		Physics	Lecturer	Short – term training	01
		Industrial Management	Lecturer(Prob.)	PhD	01
			Lecturer (Prob.)	Master	01
		Statistics & Computer Science	Lecturer	PhD	01
			Lecturer	Masters + PhD	01
			Temporary	Masters	01
Mathematics	-	-	-		
		Microbiology	-	-	-
02	Faculty of Medicine	Public Health	Research Fellow	Post-MD overseas training	01
		Medical Microbiology	Visiting Scholar	Australia	01
		Physiology	Lecturer (Probationary)	MD (Medicine) in Endocrinology	01
		Pathology	Senior Lecturer	Short term training	01
			Senior Lecturer	Short term training	01
		Molecular Medicine Unit	Senior Lecturer	Scientific visit in the field of Nuclear Medicine, IAEA laboratory, Nienna Sponsored by the IAEA TC project 5/047) 5-9 th of December 2016	01
			Technical Officer	Fellowship training at the (Sponsored by the IAEA TC project 5/047) Molecular Techniques on Wolbachia screening and kdr mutation detection at Bio 21 Institute, University of Melbourne,	01
		Medicine		Antidoping Japan	

		Disability studies	Lecturer (Probationary)	Short term training	01
			Lecturer (Probationary) + Senior Lecturer	Supported employment training – Certificate course in supported employment	05
	Faculty of Medicine		Senior Lecturer	Australian Academy of Cerebral Palsy & Developmental Medicine travel grant to attend the Bienrient Conference in Adelaide Australia (March 2016)	01
			Lecturer (Probationary)	PhD (Seminars conducted for the Doctoral	
		Psychiatry	Lecturer	PhD	01
			Senior Lecturer	Short term training	02
04	Faculty of Commerce & Management Studies	Marketing Management	-	PhD	03
			-	Short – Term Training	05
		Finance	Senior Lecturer	PhD	01
05	Faculty of Humanities	English Language Teaching Unit (ELTU)	Head, ELTU / Senior Lecturer	Short term training at Oxford Learning Institute	01
			Senior Lecturer	CELTA - Cambridge	01
		Modern Languages	Visiting Lecturer	Korean language teacher training	01
			Temporary Lecturer	Short term course	20
		Visual Arts & Design and Performing Arts Unit,	Senior Lecturer	Short Term Training Program	01
06	Faculty of Social Sciences	Dept. of Geography	Lecturer (Probationary)	Short - Term Training and Master	01
07	Faculty of Computing Technology	Computer System Engineering	Senior Lecturer	Short - Term Training	01
		Software Engineering	Senior Lecturer	Short - Term Training	01
		Applied Computing	Senior Lecturer	Short - Term Training	01

11. Research Output Data

11.1 Publication Output in 2016 (Number of Publications done by the Academic Staff in (2016)

Faculty	Publication Category	Department	Number		Remarks
			Published -Local-	Published -Foreign-	
Faculty of Science	No. of Full Papers published in indexed Journals*	Chemistry	04	05	-
		Botany	05	09	-
		Industrial Management	10	-	-
		Physics	-	08	-
		Mathematics	01	06	-
		Micro Biology	01	03	-
		Zoology and Environmental Management	07	24	-
		Statistics & Computer Science	-	07	-
	No. of Full Papers published in non-indexed refereed Journals	Chemistry	01	03	-
		Physics	01	-	-
		Mathematics	-	01	-
		Micro Biology	-	01	-
		Zoology and Environmental Management	01	01	-
		Micro Biology	-	01	-
		Mathematics	-	01	-
	No. of conference Papers published as full papers in Conference Proceedings	Chemistry	01	-	-
		Botany	02	01	-
		Industrial Management	04	08	-
		Physics	02	-	-
		Mathematics	-	01	-
		Zoology and Environmental Management	03	-	-
		Statistics & Computer Science	-	01	-
	No. of Abstract Publications	Chemistry	66	05	-
		Botany	17	01	-
		Industrial Management	23	-	-
		Physics	10	12	-
		Mathematics	04	06	-
	No. of Abstract Publications	Zoology and Environmental Management	41	05	-

		Statistics & Computer Science	04	-	-	
	No. of Book Chapters published	Chemistry	01	-	-	
		Mathematics	-	01	-	
	No. of Books Published\	By a Publisher	Chemistry	02	-	
			Botany	01	-	
			Zoology and Environmental Management	02	-	-
		By the Author	-	-	-	-
Faculty of Medicine	No of full papers published in indexed Journals*		-	25	86	-
	No of full papers published in non- indexed refereed Journals		-	16	20	-
	No of Full Papers published in non-refereed Journals		-	01	-	-
	No of conference Papers published as full paper in Conference Proceedings		-	28	12	-
	No of Abstract Publications		-	154	76	-
	No of Book Chapters published		-	11	04	-
	No of Books published	By a Publisher	-	04	03	-
By the Author		-	-	-	-	
Faculty of Commerce & Management Studies	No. of Full Papers published in indexed Journals*		-	-	40	-
	No. of Full Papers published in non-indexed refereed Journals		-	37	13	-
	No. of Full Papers published in non- refereed Journals		-	03	04	-
	No. of Conference Papers published as full papers in Conference Proceedings		-	61	25	-
	No. of Abstract Publications		-	78	09	-
	No. of Book Chapters published		-	06	01	-
	No. of Books Published	By a Publisher	-	-	-	-
By the Author		-	04	01	-	

Faculty of Humanities	No. of Full Papers published in indexed Journals	-	-	05	-
	No. of Full Papers published in non-indexed refereed Journals		44	07	1 International Hindi Seminar, St. Theresa College, Kochin, Kerala, India. 2. Dr. Kaushalya Foreign- 01 Local - 01 3. Sanskrit 2016- 02 4. Alocana 5. Deceptions 'A psycholinguistics study'. 6. Development of Morphology of the children of down's syndrome.
	No. of Full Papers published in non-refereed Journals	-	63	-	1. Sudheeranjali 2016 2. Pranati 2016 3. Journal of the Faculty of Humanities
	No. of conference Papers published as full papers in Conference Proceedings	-	16	03	1. Paper presented in 2015, published in 2016. 2. Reading disabilities of the children. 3. Prof. G.D. Sumanapala India, Thailand 4. RASSL-2015 ICH- 2016
	No. of Abstract Publications	-	56	04	1. ICH 2016 2. ICLSL 2016 3. Reading disabilities of the children. 4. Ms Nirmani -04 5. Dr. Ramani (Local -3 & Foreign - 1) 6. ICH
	No. of Book Chapters published	-	05	-	-
	By a Publisher		17		1. Dr. Uditha Gunasekara ඉන්දියානු සාහිත්‍යචරිතය 2. Catalogue on Sri Lankan Women Artists

	No. of Books Published	By the Author	10		1.Dr. Uditha Gunasekara රුද්ධවර්ධන සමීක්ෂක (සංස්කරණ) 2..Prof. G.D. Sumanapala India, Thailand
Faculty of Social Sciences	No. of Full Papers published in indexed Journals*	02	45	-	-
	No. of Full Papers published in non-indexed refereed Journals	29	11	-	-
	No. of Full Papers published in non- refereed Journals	37	03	-	-
	No. of conference Papers published as full papers in Conference Proceedings	21	29	-	-
	No. of Abstract Publications	130	69	-	-
	No. of Book Chapters published	31	01	-	-
	No. of Books Published	By a Publisher	23	02	-
	By the Author	04	02	-	
Faculty of Computing Technology	No. of Full Papers published in indexed Journals*	-	02	-	-
	No. of Full Papers published in non-indexed refereed Journals	01	-	-	-
	No. of Full Papers published in non- refereed Journals	-	-	-	-
	No. of conference Papers published as full papers in Conference Proceedings	-	-	-	-
	No. of Abstract Publications	09	09	-	-
	No. of Book Chapters published	-	-	-	-
	No. of Books Published	-	-	-	-

11.2 Details of the Science and Technology Development output in 2016

Category	Number Developed	Number transferred/commercialized /publicized
Development of new product/processes	20	06
Improvement of the quality of existing product /processes	-	-
Development of new plant varieties/hybrids /Micro organism based products	-	-
Development of ' Import ' substitutes	-	-
Design Prototypes developed	-	-
Other (Please specify.)	-	-

11.3 Details of Patents in 2016

Faculty	Category	Number		Remarks
		National	International	
Faculty of Science	No. of Patents filed	04	-	-
	No. of Patents received	-	-	-
	No. of Patents licensed, sold/transferred	-	-	-

11.4 Details of Knowledge Dissemination to the General Public during the year 2016

	Department	Category (workshops/training programmes/field demonstrations/media programmes)	Title of the Programme	Number Participated	Target group
					(Mushroom Farmers, School Children)
Faculty of Science					
01	Department of Botany	Training Programme	Training programme on plant propagation and nursery management	25	Plant growers/ School leavers
		Training Programme	Home Gardening	12	Undergraduates
		Training Programme	Tissue Culture Techniques	5	Plant growers/ School leavers
	Department of Industrial Management	Workshop	“Social Entrepreneurship, Social Innovation and Social Value Creation”	50	Social Entrepreneurs, Social Innovators, Social Value Creation persons
	Department of Physics	Seminar	Teachers from GCE A/L	200	Teacher and school children
		Seminar	Teachers from GCE A/L	300	Teacher and school children
		Resource person	Staff Development	27	Probationary lecturers
	Department of Zoology & Environmental Management	International competition	IJSO 2016 International Junior Science Olympiad Competition	09	School Children
		AKVA 2016 Aquatic Exhibition	AKVA 2016 Aquatic	1000	School Children
		Awareness Programme	“I go green ” Awareness Programme	200	School Children
		Workshop (Educational & outreach Programme)	Asweddua	46	O/L Students affected by landslides in Kegalle District
	Department of Statistics & Computer Science	Conducting Workshops	Workshop on Fuzzy Uncertainty modeling. Workshop on Biological Modeling	30	Students who are reading for a Ph.D. / M. Phil. /M.Sc. Fresh graduates who are interested in pursuing a career related to Biological / Statistical / Fuzzy / Computing modeling Young researchers / academia Professionals using uncertainty modeling in the Industry Undergraduate students
		Conducting Workshops	Workshop on Fuzzy Uncertainty modeling. Workshop on Artificial Neural Network	65	Students who are reading for a Ph.D. / M. Phil. /M.Sc. Fresh graduates who are interested in pursuing a career related to Biological / Statistical / Fuzzy / Computing modeling Young researchers / academia Professionals using uncertainty modeling in the Industry Undergraduate students

Faculty of Commerce & Management Studies						
	Department	Category (workshops/training programmes/field demonstrations/media programmes)	Title of the Programme	Number Participated	Target group	
	Department of Finance	Conducting workshops	A/L Seminar for Commerce students	250	School Children	
	Department of		Workshop	Seminar for Trade Unions	100	Business Men
			Workshop	University Student	200	Other Universities undergraduates
			Training Programme	Staff Development Programme	40	University Asst. & Prob. Lecturers
			Workshop	Colombo City region food supply chain	70	Stakeholders from government & Non government agencies
	Commerce & Financial Management	Programming Workshop	Young Business Technology Research	100	University Undergraduates	
			Workshop	Entrepreneurship Ministry of Youth	100	Entrepreneurs
			Workshop	Entrepreneurship	100	Undergraduates
Faculty of Humanities						
	Department of Hindi	Teacher Training Programme	Training for School Hindi Teachers	05	Hindi Teachers	
	Department of WCC & CC	Workshop	1. Quality Assurance 2. Presidential Task Force on Education	01 01	University Lecturers	
	English Language Teaching Unit Dr .R. R. Jayasinghe	Workshop	Syllabus & Course Design in ESL	20	Foreign students	
		Field demonstrations	Teaching Practicum	16	School students (Gr.1to12)	
		Chairing Session-ICH Conference 2016		03	Conference audience 10	
		Chairing Session-ICLSL Conference 2016		03	Conference audience 10	
	ELTU Mr. P.A. Pushparajah	Undergraduate Research Symposium	Junior Research Symposium	21	Undergraduate Researchers	
	ELTU Mr. P.A. Pushparajah	Conference	ICH 2016 - Humanities	120	Undergraduate Researchers	
	Department of Modern Languages	Work shop – Korean 1	Seed program Korean studies	50	Graduated / undergraduate / post graduate	
		Korean 2	-	60	Graduated / undergraduate / post graduate	
		Korean 3	-	30	Graduated / undergraduate / post graduate	
		Japanese	-	150	School teachers and students	
		German	Teachers training workshop	-	Staff & under graduates	
	Pali and Buddhist Studies	Media programme	Doramadalawa	18	General Public	

	Department	Category (workshops/training programmes/field demonstrations/media programmes)	Title of the Programme	Number Participated	Target group
Faculty of Social Sciences					
	Department of Library & Information Science	Media	History of Faculty of Social Science on Derana TV	01	-
		News Paper	Unsurpassed Search Engine	01	-
	Department of Economics	Conference/ Workshops	Third international conference on social science RCSS-	150	Academics and Researchers
			The fifth international conference of Sri Lanka. Forum of university economists (2016)	60	University economics lecturer
			International conference on Chinese studies (2016)	60	Academics and researchers
			Workshop NCAS	2Days	Academics
		Field demonstration	Citizens Engagement in the Budgetary Process 2017	05	General Public
	Department of Philosophy	Workshop & training programme (NIE - Maharagama)	Introduced New Methods to A/L Logic Teachers (4 Lecture Series)	more than 1000	A/L School Teachers
	Department of Archaeology	Workshops	World Indigenous People's Day	01	School children Teachers
		Field Demonstrations	Uruma Sabha	01	Traditional Crafts makers
		Workshops/ Media Programmes	Cultural Heritage Festival - 2016	01	School children Teachers
		Workshops	World Tourism Day - 2016	01	Tourists, Tour Guides Farmers
	Department of Sociology	Training Program	Entrepreneurship	50	Undergraduate
		Workshop	Gender and Sexuality	62	Parents

	Department	Category (workshops/training programmes/field demonstrations/media programmes)	Title of the Programme	Number Participated	Target group
	Department of Sociology	Media Programs	Ayubowan Sri Lanka - Swarnawahini	01	Parents
		Media Programs	Channel 01- Chart Show	01	Parents
		Media Programs	SLBC -Sankathana	03	Parents
		Workshop	Training Program for the OIC's	02	Police offices
		Seminar	-	02	School Children
		Media programme	-	01	Farmers
		Workshop (2016 December)	Orientation Programme for the police officers- Higher Diploma in Crime investigations	60	Police officers
		TNL- Live Discussion “Janahada”	Preventions on Ragging in Universities	-	General Public
		‘Sirasa TV - Women’s Day program	Preventions of Ragging		General Public
		Paper Articles Dinamina, lankadeepa	Women Rights and Child Rights		General Public
	Prepared the Report on violence against Women & Girl Child				
	Speech on Gender Based Violence for Indian Colleges Maharashtra, India				

	Department	Category (workshops/training programmes/field demonstrations/media programmes)	Title of the Programme	Number Participated	Target group
	Department of Sociology	Participated International Seminar on Gender & Health by University of Sri Jayewardenepura	-	-	General Public
		Participated in 12 th Forensic best Practice on Management & Identification of the Decedent Migrant 2016 Indonesia	-	-	
		Public Lectures – Men Participation for prevention on Gender Based violence 2016.			
		Worked as a Resource person of National Police Academy Police Training College & prison School.			
		Annual Symposium of Agricultural Economists in Sri Lanka	Inclusivity and Social Welfare	40	Agricultural Economists
		Symposium on Research Methodology	Research Methodology in Social Science: Paradigms and Methods	75	Undergraduates and Teaching Staff
		Training Workshop on Research	Conducting Fieldwork	55	Undergraduates and Teaching Staff
		Key-note speech	Inauguration of the Academic Program of Don Bosco Chinthanaloka Institute of Philosophy and Humanity	30	Undergraduate and Teaching Staff
	Key-note speech	International Seminar on Gender Equity and Women Empowerment	150	Researchers	

	Department	Category (workshops/training programmes/field demonstrations/media programmes)	Title of the Programme	Number Participated	Target group
		Key-note speech	Sociological Perspective of Disability and Rehabilitation: Challenges and Issues	150	Researchers and Government Administrators
		Panel Discussion and Media Conference	Community Forestry in Sri Lanka	135	Researchers and Government Administrators
		Panel Discussion and Open Media Conference	Consent Age of Marriage for Girls in Sri Lanka: Sociological Perspective	100	Researchers and Government Administrators
Faculty of Medicine					
	Medical Microbiology	Media Programme	Antibiotics Resistance	01	General Public
	Anatomy	Workshop	The prehistory of South Asian the light of archaeological and genetic findings	100	University Students
		Community lecture	Community lecture	100	Elders
		TV Programme- Ayubowan 24.11.2016	Value of radiological investigation	General public	General Public
	Medical Education	Work shop	Qualitative Data Analysis using Atlas. Ti part 1	30	Academic staff
		Work shop	Starting a Writing club	13	Academic staff
		Work shop	Literature review: Essential tips part I	15	Academic staff
		Work shop	Basic counseling skills for university teachers	15	Academic staff
		Work shop	Qualitative Data Analysis using Atlas.ti part2	12	Academic staff

	Department	Category (workshops/training programmes/field demonstrations/media programmes)	Title of the Programme	Number Participated	Target group
	Medical Education	Symposium	International symposium on clinical and Moral Reasoning	40	University staff (Registered persons only)
		Work shop	Visual Communication for Health Professionals	31	Academic staff
		Work shop	Supporting Students through academic and personal difficulties	15	Academic staff
		Work shop	Supporting the Staff who support student	25	Academic staff
	Parasitological	Training Programme	Bio- ecology and physiology-chemical parameters in mosquito breeding habitats	17	Students of Entomological Assistants attached to the Ministry of Health, Sri Lanka
		Training Programme	Identification of Dengue vectors and their breeding sites	35	Environmental officers of the Western province under the Central Environmental Authority.
		Training Programme	Dengue disease and current research trends in Sri Lanka	800	School Children in 4 school (200 each) Gampaha District
		Training Programme	Awareness on dengue, solid waste management and promoting green practices at schools to reduce dengue vector breeding habitats	600	School children in 3 schools (200 each) Gampaha District.
	Forensic Medicine	Training Programme for SOCO police officers		20	SOCO Police Officers
		Radio Programme in Lakhada	Protection issues of child abuse and prevention	General public	General public
		TV programme(Janhada at the Siyatha TV Channel)	Ragging and violence in Universities	General public	General public

	Department	Category (workshops/training programmes/field demonstrations/media programmes)	Title of the Programme	Number Participated	Target group
	Forensic Medicine	TV Programme in Siyatha TV channel	Drug and alcohol abuse in Sri Lanka	General public	General public
		Workshop	Police officers duty at the Medico- legal Examination of SGBV training	-	Police officers
		Workshop	How to develop vision and mission to life	-	Post MD trainees and DLM trainees
		Workshop	Training police stations & Higher Diploma in crime investigation the road to profession police service	-	District supervising officers of teaching police station at National police Academy and Kaluthara Training School
		Workshop	Sexual offence and Management of child abuse	-	Magistrates on forensic medicine and science
		Workshop	Sexual offences, abortion and infanticides and child abuse	-	Magistrates on forensic medicine and science
		Workshop	Clinical forensic medical examination of child victims of abuse and its importance for criminal investigations criminal response of child abuse	-	Police officers of Women and children's desk
		Workshop	Criminal Justices response of child abuse	-	Participants of the Annual Scientific Session of Batticaloa Medical Association
		Workshop	Acquire knowledge and skills to assume greater responsibilities as a professional to develop forensic Medicine and show commitment to continuous professional development	-	PG trainees and Trainers in Forensic Medicine
		Workshop	Introduction of the document and group work on effective communication	-	Medico-legal doctors

	Department	Category (workshops/training programmes/field demonstrations/media programmes)	Title of the Programme	Number Participated	Target group
	Forensic Medicine	Ceylon college of physicians annual academic sessions	Infectious Diseases symposium	-	
	Medicine	TV Programmes (Nugasewana&Hiru TV)	Fatty liver , Gastritis Anti Doping	-	General Public
	Pathology	Medical Exhibition 2016	Medkel Exhibition 2016- Non Communicable Disease Laboratory diagnosis	-	General Public
	Molecular Medicine Unit	Awareness Programme for the whole school	Controlling Dengue	2000	School Children
		Awareness Programme through school media unit	Controlling Dengue	10000-15000	School Children
		Awareness programme conducted for parents	Controlling Dengue	100	Community
		Focus group discussion for school teachers	Controlling Dengue	30	School teachers
		Training on controlling dengue through environment management	Controlling Dengue	1000	School teachers
		Awareness Programme		300	Community
		Focus group discussion	Controlling Dengue	160	Community
	Pediatrics	Training Programme	Improving adolescent skills	600	Adolescent school children
		Training Programme	Parent at children entering second on good parenting practices and presenting child abuse and neglect	500	Parents of children entering secondary schedule

	Department	Category (workshops/training programmes/field demonstrations/media programmes)	Title of the Programme	Number Participated	Target group
	Pediatrics	Workshop	Abdominal pain in pediatric practice	-	-
		Workshop	Chronic Abdominal pain in children: Solving the Conundrum	-	-
		Symposium lecture	Functional Gastrointestinal Disorder in Children: an emerging global health problem	-	-
		Workshop	Functional abdominal pain in children	-	-
		Workshop	Children constipation	-	-
		Media programme	VindaneeyaUdasana (Hiru TV)Nugasewana (Sri Lanka Rupawahini)	-	-
	Psychiatry	Radio programme	Common psychiatry problem in Society	2	General Public
	Disability Studies	Workshop (Bandini, Dinushee)	Early Identification and Intervention in Speech and Hearing difficulties	-	Parents of pre- school children
		Training programmes (Isuru)	1.Management of stroke patients 2.SLT's role in stroke management	-	1. Hospital based health care professionals in Monaragala district 2. Health care professionals in Gampaha & Negambo district
		Programmes – Inclusive Education (Iantha &Thilanka)	Inclusive education	31	Teachers of a school in Colombo
		Weekly newspaper column for Maubima – April to June 2016	Speech, Language and Communication Difficulties	-	General Public
	Biochemistry & Clinical Chemistry	Field demonstrators/ 6 out research programmes	1.Science populations among school children 2. Students out-research programme	300 x 6 (SCAAS)	School Children

	Department	Category (workshops/training programmes/field demonstrations/media programmes)	Title of the Programme	Number Participated	Target group
		Conference	National conference on Green Practices 2016	110	Academic Industry
		Workshop	1. Green Campus - Skills for Sustainability	80	University Non Academic Staff
			2. Solid waste management school in Narahenpita	300	School Children
			3. Green your school Competition	100	School Children
	Pharmacology	Media programmes	Osteoarthritis and how to prevent it – television programme (Rupavahini)	-	General public
		Training programmes	Introduction to arthritis (lecture) – Arthritis foundation.	-	PG trainees
		Media programmes	Stroke & TIA management.	-	General public
		Media programmes	Hypertension education programme at Medical Exhibition	-	General public
Faculty of Computing and Technology					
	-	International Conference	Kelaniya International Conference on Advances in Computing and Technology 2016	150	Academic Students and Researches

11.5 National and International Awards Received in 2016

Award	Name/s of Recipients	Faculty
Presidential Award for Scientific publications in 2014.	Prof. W.P. Siripala	Faculty of Science
Presidential Award for Scientific publications in 2014.	Dr. K.N. D. C. Jayathilake	
NRC Merit Award for Scientific publications.	Dr. G. A. S. M. Ganehiarachchi	
NRC Merit Award for Scientific publications.	Dr. I. V. N. Rathnayake	
Best paper award in Agriculture.	Dr. D. L. Jayaratne	Faculty of Humanities
Best English poetry in Godage National Literary Award.	Prof. I. K. Jayasekara	
Nominated for the State Literary Award 2016.	Prof. U. R. Hewawithangamage	
State Literary Award for the Best Poetry Collection	Prof. I. K. D. R Rathnayake	
ගොඩගේ ජාතික සාහිත්‍ය සම්මානය සහ විශිෂ්ටතම විශ්ලේෂණාත්මක ශාස්ත්‍රීය කෘතියට පිරිනැමෙන සම්මානය බුද්ධශාසන අමාත්‍යාංශය හා ජාතික බෞද්ධ මහාසම්මේලනය සංවිධානය කළ සාහිත්‍ය සම්මානලලෙල	Dr. Swarna Ihalagama	
Presidential Award for Scientific Publications in 2014.	Prof. N. R. de Silva	Faculty of Medicine
01. Presidential Award for Scientific Publications in 2014.	Prof. H. J. Silva	
02. Wilson Peiris Prize at 129 th Anniversary International Medical Congress of the Sri Lanka Medical Association.		
03. Prize for Best Oral Free Paper on Non Alcoholic Fatty Liver Disease at the European Gastroenterology Week, Vienna- 2016.		
01. Wilson Peiris Prize at the 129 th Anniversary International Medical Congress of the Sri Lanka Medical Association.	Prof. A. Pathmeswaran	
02. J. B. Peiris Award at 49 th Annual Academic Session of Ceylon College of Physician 2016.		
03. Prize for Best Oral Free Paper on Non Alcoholic Fatty Liver Disease at the European Gastroenterology Week, Vienna- 2016.		
01. Presidential Award for Scientific Publications in 2014.	Prof. A. R. Wickremasinghe	
02. Prize for Best Oral Free Paper on Non Alcoholic Fatty Liver Disease at the European Gastroenterology Week, Vienna- 2016.		
The 1 st Sri Lankan Pathologist to deliver the South Asian Academy of Cytopathology and Histopathology Oration- 2016.	Prof. S.J. de S. Hewavisenthi	

Award	Name/s of Recipients	Faculty
01. Prize for Best Oral Free Paper on Non Alcoholic Fatty Liver Disease at the European Gastroenterology Week, Vienna- 2016. 02. S.E. Seneviratna Prize and Kumaradasa Rajasuriya Prize at the at 129 th Anniversary International Medical Congress of the Sri Lanka Medical Association.	Prof. A.P. de Silva Prof. A.P. de Silva	Faculty of Medicine
Wilson Peiris Prize at 129 th Anniversary International Medical Congress of the Sri Lanka Medical Association.	Prof. N.K. Gunawardana	
Presidential Award for Scientific Publications in 2014.	Prof. N.M. Devanayana	
Presidential Award for Scientific Publications in 2014.	Dr. K.V.H.K.K. Perera	
Best Oral Presentation- the Annual Sessions 2015 of the Physiological Society of Sri Lanka.	Dr. E.G.D.S. Rajindrajith	
01. Presidential Award for Scientific Publications in 2014. 02. S.E. Seneviratna Prize and Kumaradasa Rajasuriya Prize at the at 129 th Anniversary International Medical Congress of the Sri Lanka Medical Association. 03. Prize for Best Oral Free Paper on Non Alcoholic Fatty Liver Disease at the European Gastroenterology Week, Vienna- 2016.	Dr. M.A. Niriella	
01. S.E. Seneviratna Prize and Wilson Peiris Prize at the at 129 th Anniversary International Medical Congress of the Sri Lanka Medical Association. 02. Prize for Best Oral Free Paper on Non Alcoholic Fatty Liver Disease at the European Gastroenterology Week, Vienna- 2016.	Dr. K.T.A.A. Kasturiratne	
01. S.E. Seneviratna Prize at the at 129 th Anniversary International Medical Congress of the Sri Lanka Medical Association. 02. Prize for Best Oral Free Paper on Non Alcoholic Fatty Liver Disease at the European Gastroenterology Week, Vienna- 2016.	Dr. S. T. de Silva	
01. S.E. Seneviratna Prize and Kumaradasa Rajasuriya Prize at the 129 th Anniversary International Medical Congress of the Sri Lanka Medical Association. 02. Prize for Best Oral Free Paper on Non Alcoholic Fatty Liver Disease at the European Gastroenterology Week, Vienna- 2016.	Dr. A.S. Dassanayake	
Award for Best Oral Presentation and Bartholomeus Prize for Best Presentation at 2016 Annual Academic Session of Sri Lanka College of Surgeons.	Dr. M.B. Gunatilaka	

Award	Name/s of Recipients	Faculty
Prize for Best Poster Presentation and Bartholomeus Prize for Best Presentation at 2016 Annual Academic Session of Sri Lanka College of Surgeons.	Dr. S.K. Kumarage	Faculty of Medicine
Prize for Best Poster Presentation and Bartholomeus Prize for Best Presentation at 2016 Annual Academic Session of Sri Lanka College of Surgeons.	Dr. H.D.R.C. Siriwardana	
J. B. Peiris Award at 49 th Annual Academic Session of Ceylon College of Physician 2016.	Dr. U.K. Ranawaka	
Wilson Peiris Prize at 129 th Anniversary International Medical Congress of the Sri Lanka Medical Association.	Dr. S.F. Jayamanna	
Presidential Award for Scientific Publications in 2014.	Dr. T.D. Dias	
Postgraduate Research award from the Sri Lanka Association of Advancement of Science	Dr. P.A.D.H.N. Gunathilaka	
01. Wilson Peiris Prize at 129 th Anniversary International Medical Congress of the Sri Lanka Medical Association. 02. Prize for Best Poster Presentation at the 2016 Annual Academic session of the Sri Lanka College of Surgeons.	Dr.E.P.D.S. Ediriweera	
Prize for Best Poster Presentation at the 2016 Annual Academic session of the Sri Lanka College of Surgeons.	Dr. P.C. Chandrasinghe	
Sir Nicholas Attygalle Prize at the 129 th Anniversary International Medical Congress of Sri Lanka Medical Association.	Dr. K.M.N. Perera	
Prize for Best Poster Presentation and Bartholomeus Prize for Best Presentation at 2016 Annual Academic Session of Sri Lanka College of Surgeons.	Dr. M.S.B. Thilakaratne	
Presidential Award for Scientific Publications in 2014.	Mrs. N.D.A.D. Wijegunawardana	
Presidential Award for Scientific Publications in 2014.	Mr. A.G. Premaratne	

12. Details of New Courses Started - 2016

Faculty	Department	Course	Medium	Certificate	Diploma	Postgraduate Diploma	Master	M Phill	PhD
Commerce & Management Studies	-	Masters	English	-	-	-	√	-	-
Faculty of Humanities	Hindi	Hindi	Hindi	-	01	-	-	-	-
	Sanskrit	Vastu and Yoga	Sinhala	√	-	-	-	-	+
Faculty of Social Science-	Dept of Philosophy	High Diploma in Correction and Rehabilitation	Sinhala		Higher Diploma.				
	Dept of Mass Communication								
	Public Relations	Sinhala & English		Higher Diploma.					
	High Diploma in Correction and Rehabilitation	Sinhala		Higher Diploma.					

13. Financial Data

13.1 Total Income in - 2015 & 2016

		(Rs.)	
		Year	
		2015	2016
Government Grant			
Recurrent Grant			
Personal Emoluments		1,914,000,000	2,030,000,000
Other Recurrent		330,000,000	400,000,000
Mahapola Grant			
	University Grants Commission	20,613,200	94,702,450
	Mahapola Higher Education Scholarship Trust Fund	131,493,500	113,203,750
Bursary Grants		53,649,400	95,559,900
Other Grants (Please specify)		-	-
Capital Grant			
Rehabilitation & Improvement of Capital Assets		89,993,393	114,762,084
Acquisition of Fixed Assets		139,623,841	452,635,256
Construction Projects		264,193,658	271,713,259
Human Capital Development Projects		160,908,068	12,232,043
Strengthening Research		12,986,456	12,880,889
WCU Grant		32,294,584	-
Technology Stream		-	16,776,469
Other Grants (Please specify)			
Recurrent Grant		-	-
Capital Grant		-	156,024,820
Generated Income			
Self-Financing Activities		187,800,086	292,539,375
All other Internal Income		708,354,085	814,260,117
Total		4,045,910,271	4,877,290,412

13.2 Capital Expenditure in 2016

Capital Expenditure	Government Grant	Generated Income	Other Grant	Total Expenditure
Construction Projects	271,713,260	58,268,731	-	329,981,991
Acquisition of Assets	608,660,076	90,047,443	12,671,028	711,378,547
Rehabilitation & Maintenance of Capital Assets	115,566,393	4,837,774	176,959	120,581,126
Human Capital Development Projects	-	-	-	-
ICT Development	10,499,477	-	-	10,499,477
All other Projects	8,142,018	-	-	8,142,018
Strengthening Research	12,880,889	-	-	12,880,889
Other - Technology Stream	9,455,508	-	-	9,455,508
Total	1,036,917,621	153,153,948	12,847,987	1,202,919,556

13.3 Recurrent Expenditure in - 2016

Programme/Object	Personal Emoluments - Academic	Personal Emoluments - Non Academic	Travelling Expenses	Supplies	Maintenance Expenses	Contractual Services	Mahapola & Bursary (Treasury & Trust Fund)	Other Recurrent Expenses	Grand Total
PROGRAMME 01 - GENERAL ADMINISTRATION	4,529,803	168,460,386	417,833	14,514,082	5,875,087	72,203,002		5,216,472	271,216,665
PROGRAMME 02 - ACADEMIC									
Faculty of Commerce & Management	223,686,080	24,112,237	759,184	4,126,740	2,703,387	11,379,287	70,576,950	11,817,904	349,161,768
Faculty of Humanities	295,866,089	35,684,435	212,473	3,986,981	1,430,435	1,189,865	109,145,300	6,947,341	454,462,920
Faculty of Medicine	311,998,619	135,678,531	1,253,316	23,752,239	3,842,069	57,741,651	22,892,600	6,972,417	564,131,441
Faculty of Computing & Technology	21,121,391	2,101,391	77,933	156,354	97,290	69,161	-	62,504	23,686,024
Faculty of Science	354,890,458	84,279,700	2,382,240	7,115,362	4,946,972	3,191,513	38,897,950	12,389,875	508,094,071
Faculty of Graduate Studies	139,200	10,986,647	4,724	1,692,992	144,565	5,672,029		4,231,622	22,871,778
Faculty of Social Sciences	267,107,682	29,737,966	342,405	5,191,987	1,378,588	1,556,207	61,953,300	10,831,520	378,099,656
Examination		10,629,596	250	1,045,912	159,261	11,524,378		18,093,249	41,452,645
PROGRAMME 03 - TEACHING									
Library Service	19,426,430	40,788,963	10,228	1,013,659	446,341	3,508,326		154,575	65,348,258
PROGRAMME 04 - WELFARE SERVICES	2,793,208	43,674,963	511,859	3,921,148	402,587	22,195,705		6,091,576	79,591,047
PROGRAMME 05 - MAINTENANCE		49,679,579	-	10,416,098	1,064,837	65,062,562		126,320	126,349,396
PROGRAMME 07 - EXTENSION SERVICES									
External Examinations	440,000	20,463,542	21,413	3,658,034	1,461,849	17,128,383		112,247,177	155,420,398
PROGRAMME 07 ANCILLARY									
Hostels		5,228,940	-	2,645,893	4,978,842	42,243,452		701,100	55,798,227
EXPENDITURE FROM GENERATED INCOME	44,367,887			2,541,716	113,500	10,590,710		75,193,520	132,807,333
EXPENSES FROM OTHER GRANT									
GRAND TOTAL	1,546,366,847	661,506,611	5,993,858	85,779,198	29,045,608	325,256,232	303,466,100	271,077,172	3,228,491,626

14. Financial Performance Analysis - 2016

Subject	Formula	Exp. per Student
a. Recurrent Expenditure per Student (RE)	<u>Recurrent Expenditure</u> No. of Students	303,411.86
b. Capital Expenditure per Students (CE)	<u>Capital Expenditure</u> No. of Students	119,657.77

15. Details of Infrastructure Facilities Received in - 2016

Infrastructure Details	Expenditure Rs.	Physical Progress
Six storied Building Complex for the Faculty of Science	56.2	75%
Building Complex for the Information and Communication Technology Centre	18.1	10%
Multi purpose Building for the University of Kelaniya	6.6	100%
Building Complex for the Department of Industrial Management	74.3	25%
Multi purpose building stage - 01 Faculty of Medicine	84.2	10%
Proposed 3 rd and 4 th floors in the block 'B' in Building Complex for the Technical Degree Programme	21.8	05%
New Lecture Theatre Complex of the Faculty of Science	-	Procurement Stage
Six storied Building Complex for the Examination Halls and Lecture Halls – Stage 11 (Generated Funds)	48.2	100%
Proposed Modification for the Existing Gymnasium (Generated Funds)	18.6	30%

16. Hostel Data - 2016

16.1 Permanent

Name	Location	Year Established	Capacity			Fee per student per year
			Male	Female	Total	
Bandaranayaka	Internal	1965	-	532	532	1,100.00
Viharamahadevi	Internal	1997	-	212	212	1,100.00
Hemachandra Rai	Internal	2000	-	200	200	600.00
EW-Adikaram	Internal	2000	-	153	153	600.00
Ediriweera Sarachchandra	Internal	1993	-	108	108	600.00
Sangamitta	Internal	1997	-	212	212	600.00
Gunapala Mallalasekara	Internal	1996	-	153	153	600.00
Sir D B Jayathilaka	Internal	2015	-	495	495	600.00
Yakkaduwe Prangnarama	Internal	2009	323	-	323	600.00
CWW Kannangara	Internal	2005	728	-	728	600.00
Faculty of Medicine	Internal	-	309	342	651	600.00

16.2 Rented Facilities

Location	Rental Cost per year (Rs.)	No. Occupied as at 31 st December 2015			Fee per student per year
		Male	Female	Total	
Soma Guna Mahal	215,000.00	-	222	222	600.00
Bulugaha Junction	192,500.00	-	200	200	600.00
SeevaliMawatha - 1	82,500.00	-	100	100	600.00
SeevaliMawatha - 11	54,000.00	-	80	80	600.00
Mahara Junction	105,000.00	-	100	100	600.00
Koholwila	100,000.00	80	-	80	600.00
Faculty of Medicine (KotageWaththa)	960,000.00	04	49	53	600.00

17. Mahapola and Bursary Scholarship Data

17.1 No. of Students received Mahapola & Bursary in 2016

Faculty	Month	Year of Intake	Mahapola		Bursary	
			Installment No.	No. of Students Received	Installment No.	No. of Students Received
Medicine	January to December (without May)	2011/2012	34 to 43	70	34 to 43	04
		2012/2013	20 to 31	101	20 to 31	06
		2013/2014	12 to 21	100	12 to 21	10
		2014/2015	01 to 05	79	01 to 05	04
Science	March to December (without May)	2011/2012	31 to 39	55	31 to 39	06
		2012/2013	21 to 29	197	21 to 29	71
		2013/2014	11 to 19	183	11 to 19	72
		2014/2015	01 to 05	142	01 to 05	145
Humanities and Social Sciences	March to December (without May)	2011/2012	31 to 39	451	31 to 39	263
		2012/2013	21 to 29	620	21 to 29	200
		2013/2014	11 to 19	758	11 to 19	152
		2014/2015	01 to 05	918	01 to 05	106
Commerce and Management Studies	March to December (without May)	2011/2012	31 to 39	277	31 to 39	108
		2012/2013	21 to 29	324	21 to 29	34
		2013/2014	11 to 19	266	11 to 19	85
		2014/2015	01 to 05	361	01 to 05	43

18. Department of Physical Education

Sports Facilities	`Indoor 03	1.	Student Centre Gymnasium (N1)
		2.	Gymnasium, Faculty of Medicine, Ragama
		3.	Strength Training Centre (N1), Kelaniya
	Outdoor 08	1.	Ground No 1 (A2), Kelaniya
		2.	Ground No 2 (C1), Kelaniya
		3.	Outdoor Basketball Court (N2)
		4.	Tennis Court (A14)
		5.	Outdoor Volleyball Court (A14)
		6.	Outdoor Netball Court (K31)
		7.	Outdoor Basketball Court, Faculty of Medicine
		8.	Outdoor Netball & Volleyball Court, Faculty of Medicine

No. of Sports - 23

1.	Badminton	- (Men & Women)
2.	Baseball	- (Men)
3.	Basketball	- (Men & Women)
4.	Carom	- (Men & Women)
5.	Chess	- (Men & Women)
6.	Cricket	- (Men & Women)
7.	Elle	- (Men & Women)
8.	Football	- (Men)
9.	Hockey	- (Men & Women)
10.	Judo	- (Men & Women)
11.	Karate	- (Men & Women)
12.	Netball	- (Women)
13.	Rugger	- (Men)
14.	Scrabble	- (Men & Women)
15.	Swimming	- (Men & Women)
16.	Table Tennis	- (Men & Women)
17.	Taekwondo	- (Men & Women)

18.	Tennis	- (Men & Women)
19.	Track & Field	- (Men & Women)
20.	Volleyball	- (Men & Women)
21.	Weightlifting	- (Men & Women)
22.	Wrestling	- (Men)
23.	Yoga	- (Men & Women)

Total No. of Teams (Men & Women)	- 39
Total No. of Pool Members	- 843
No. Students Involved in Competitive Sports	- 664
Total No. of Students Involved at recreational level sports	- 1767

Sports Training Programmes & Events

Sport Specific Training for 23 sports disciplines for Men & Women (39 Teams) 76 training Sessions per week

Total Number of Training Sessions conducted (08 rd February 2016 –30 th November 2016)	- 1865
---	--------

Events	No. of Students Participated
Orientation Programme (for Medical Students)	- 169
Orientation Programme (for Speech & Hearing Therapy Students)	- 45
Fresher's Sports Competition for Medical Students	- 143
Orientation Programme (Science, Social Sciences, Humanities and Commerce & Management Faculties' Students)	- 2140
Fresher's Sports Programme for all faculties	-625
Workshop for Team Captains & Vice Captains	-74
Inter Faculty Championships (for 21 sports disciplines)	-1289
Coaching Camps (21)	-750
Sports Education Segment I	- 553
Sports Education Segment II	- 626
Physical Fitness Test I	-631
Special Sport Psychology Programme	-980
No. of Friendly & Dual Matches 257	-683
Annual Road Race (Men & Women)	-537
Sport Motivation Programme	-887

Performances at the Sri Lanka University Games (SLUG) 2016

Sport Discipline	Place
Hockey (Women)	- Champion
Elle (Men)	- Champion
Volleyball (Men)	- Champion
Cricket	- 1 st Runner-up
Baseball	- 1 st Runner-up
Volleyball (Women)	- 1 st Runner-up
Badminton (Women)	- 1 st Runner-up
Tennis (Women)	- 1 st Runner-up
Carom(Men)	- 2 nd Runner-up
Swimming (Men)	- 2 nd Runner-up
Karate (Men)	- 2 nd Runner-up
Chess (Women)	- 2 nd Runner-up
Rugger	- 2 nd Runner-up

Sport Discipline	Place
Table Tennis (Women)	- 2 nd Runner-up
Basketball (Women)	- 4 th Place
Carom (Women)	- 4 th Place
Wrestling	- 4 th Place
Taekwondo (Men)	- 4 th Place
Weightlifting	- 4 th Place
Swimming (Women)	- 5 th Place
Netball	- Quarter finalist
Tennis (Men)	- Quarter finalist
Hockey (Men)	- Quarter finalist
Basketball (Men)	- Quarter finalist
Table Tennis (Men)	- Quarter finalist

Overall Performance of University of Kelaniya at the Sri Lanka University Games 2016

Women Championship	- 4 th place
Men Championship	- 5 th place
Overall Championship	- 4 th place

Other Special Events Conducted by Department of Physical Education in 2016

1. **“FASTER 2016”** 5th All Island Age Group Badminton Championship

Held from 24th – 30th September at Sports Complex S. Thomas’ College, Mt. Lavinia.
No. of Competitors participated - 850 (Men & Women)

2. **“SEIG 2016”** 5th Invitational University Table Tennis Championship

Held from 19th – 20th November at Student Centre Gymnasium, University of Kelaniya.
No. of Competitors participated - 120 (Men & Women)

3. **“WARRIOS 2016”** 3rd Invitational University Taekwondo Team Championship

Held on 18th October 2016 at Student Centre Gymnasium, University of Kelaniya
No. of Competitors participated - 100 (Men & Women)

4. **“GRIP TO GRIP 2016”** 3rd Invitational University Carom Championship

Held on 8th & 9th October 2016 at Student Centre Gymnasium, University of Kelaniya
No. of Competitors participated - 98 (Men & Women)

5. **“KELANI 6’s 2016”** 3rd Invitational University 6-a-side Hockey Championship

Held on 09th November 2016 at Main Ground University of Kelaniya
No. of Competitors participated - 153 (Men & Women)

6. **“The Spell 2016”** 2nd Invitational University Scrabble Tournament

Held on 20th November 2016 held at Sri Dharmaloka Hall, University of Kelaniya
No. of Competitors participated - 50 (Men & Women)

7. **“Battle of Fists 2016”** Dual Karate Competition

Held on 25th November 2016 at Student Centre Gymnasium, University of Kelaniya
No. of Competitors participated - 45 (Men & Women)

8. **“Flying Shoe 2016”** Triangular Athletic Meet

Held on 4th November 2016 at Main Ground, University of Kelaniya
No. of Competitors participated - 150 (Men & Women)

Participation in National level Competitions in 2016

1. XLII National Sports Festival - 2016

- **Judo** (held on 27th of October 2016)
Ms. H M K T Karunaratne (Instructor in Physical Education) - Won First place in 52 Kg (Women)
- **Taekwondo** (held on 27th of December 2016)
Ms. G A S G Godamune (Instructor in Physical Education) - Won Second place in 62-67 Kg (Women)
Ms. K W D Sandamali (HS/2013/0958) - Won First place in 49-53 Kg (Women) (Sothern Province)
- **Badminton** (held from 3rd – 7th of September 2016)
Ms. Achini Rathnasiri (HS/2013/866) – member of the Women’s Champion team
- **Chess** (held from 8th - 10th of September 2016)
Mr. P V Liyanapathirana (SS/2012/411) – member of the champion team

2. National Taekwondo Championships – 2016 (held from 27th of December 2016)

- Ms. G A Sarani G Godamune (Instructor in Physical Education) – won Gold Medal in 62-67 Kg (Women)
Ms. M I P Kumari (Temporary Instructor in Physical Education) – won Silver Medal in 54-57 Kg (Women)
Mr. A Keneth S De Silva (BM/2011/046) - won Bronze Medal in 73-84 Kg (Men)
Ms. K W D Sandamali (HS/2013/0958) - won Silver Medal in Above 73 Kg (Women)
Ms. W Ranuri W Wickramasinghe (PC/2013/031) - won Silver Medal in Above 73 Kg (Women)

International Competitions Participation in 2016 Sri Lanka representation

1. Yonex Estonian International Challenge 2016

Was held from Jan 14-17 in Estonia
Ms Achini Rathnasiri (HS/2013/866) participate for Women’s Single event.

2. China International Challenge 2016

Was held from Jan 19-24 in China.
Ms Achini Rathnasiri (HS/2013/866) participate for Women’s Single event.

3. 12th South Asian Games (SAG) Guwahati, India – 2016

Was held from 5th to 16th February in Guwahati and Shillong, India

- Ms H M K T Karunaratne (Instructress in Physical Education) – represented Sri Lanka in Judo (52 Kg Weight Class)
- Ms Achini Rathnasiri (HS/2013/866) – has won one silver medal and two bronze medals in Badminton.
- Ms Erandi Rajapaksha (Undergraduate of Faculty of Commerce & Management Studies) – represented Sri Lanka in Basketball.

4. **Badminton Asia Team Championship 2016**
Was held from 15th – 21st February in India
– Ms Achini Rathnasiri participated as a member of Sri Lanka Badminton women’s team.
5. **Waikato International Series 2016**
Was held from 17th – 20th March in New Zealand
– Ms Achini Rathnasiri qualified for semi-finals in the women’s single event.
6. **Sky city New Zealand open – Grand Prix 2016**
Was held from 22nd – 27th March in New Zealand
– Ms Achini Rathnasiri participated for women’s single event.
7. **Badminton Asia Championship 2016**
Was held from 26th April – 1st May in China.
– Ms Achini Rathnasiri participated for women’s single event.

Sri Lanka Universities National Team representations

1. **14th World University Chess Championship 2016**
Was held from 9th to 15th of April 2016, Abu Dhabi – United Arab Emirates
– Mr Pasan Vindula Liyanapathirana (SS/2012/411) represented Sri Lanka Universities Chess men’s team.
2. **10th World University Karate Championship – 2016**
Was held from 10th to 14th August 2016 at the University of Minho Braga in Portugal.
Following officials and undergraduates participating in this, representing Sri Lanka Universities National Karate Team.
– Mr Dilshan Jayasinghe (BM/2011/134) – captain of the men’s team
– Mr Hasith Edirisinghe (FT/2014/010) – member of the men’s team.
– Ms K N Sandamal Kumari (Instructress in Physical Education) – Head of Delegate and Manager of Sri Lanka Universities Karate Team.
3. **14th World University Badminton Championship – 2016 (Russia)**
Was held from 12th to 18th September at Ramenskoe, Russia.
Following undergraduates participating in this, representing Sri Lanka Universities National Badminton Teams.
– Ms Achini Rathnasiri (HS/2013/866) – captain of the women’s team & able to become best 16 in women’s single event.
– Ms Ruwanthi Weerasinghe (CM/2012/150) – member of the women’s team.

4. 43rd PESTA HOKI USM-PENANG INTERNATIONAL 2016 Hockey Tournament, Penang, Malaysia.

Was held from 25th to 27th of November 2016,
Hockey (Women) team won the 3rd Place in the Higher Education Institute category for the 2nd consecutive time, organized by the University SAINS, Penang, Malaysia.

Malaysian tour of Elle Men's Team

Was held from 29th November 2016 to 04th December 2016.
Elle Men's team of University of Kelaniya participated for a Sport Exchange Programme held at University Technology MARA (UITM), Malaysia & introduced sport Elle to students & staff of UITM.

5. Indonesian tour of Volleyball Men's Team

Was held from 01st to 05th December 2016.
Volleyball Men's Team participated for the TIGER Volleyball Champion trophy 2016 organized by the Tiger-Jakarta Sports Club, Bali, Indonesia.

Affiliated Sport Controlling Bodies in 2016

University of Kelaniya has affiliated to the following National, Provincial & District level Sports Controlling Bodies of Sri Lanka (with Executive Voting power) for the year 2016.

National Associations

1. Sri Lanka Cricket
2. Sri Lanka Weightlifting Federation
3. Sri Lanka Wrestling Federation
4. Table Tennis Association of Sri Lanka
5. Sri Lanka Chess Federation
6. Sri Lanka Carom Federation
7. Sri Lanka Judo Federation
8. National Aquatic Sports Union of Sri Lanka (NASU)

Provincial and District Associations

1. Western Province Rugby Football Union
2. Western Province Badminton Association
3. Gampaha District Cricket Association
4. Gampaha District Netball Association
5. Gampaha District Taekwondo Association

Other Associations

1. Sri Lanka Universities Sports Association
2. Colombo Hockey Association
3. Kelaniya Football League

Other Positions held by Staff members during the year of 2016

- Mr.G G U Saman Kumara - Chairman of the Selection Committee for Sri Lanka Athletics.
- Hony. Recorder of Athletic Association of Sri Lanka.
- Executive Committee member of Athletic Association in Sri Lanka
- Recorder of SLUSA
- Member, Presidential Sports Awards Committee

Mr. H D S P Wijayagunaratne- Chairman Table Tennis and Tennis sub committees of SLUSA

- Member of Badminton, Cricket & Rugby Football sub committees of SLUSA
- Committee member of the western province Rugby Football Union
- Executive Committee member of Gampaha District Cricket Association
- Coordinator of the 56th International Session for Young Participants organized by the International Olympic Academy was held from 11th June to 25th June at Ancient Olympia, Greece.

Ms K N S Kumari -Member of Netball, Taekwondo & Tennis sub committees of SLUSA

Ms G A S G Godamune - Member of Karate, Netball, Hockey, Basketball & Taekwondo sub committees of SLUSA

Ms H M K T Karunarathne - Member of Karate, Elle, Swimming, Tennis & Weightlifting subcommittee of SLUSA

Other Activities held at University of Kelaniya Sports Premises

No	Date	Details of Facilities utilized	Purpose of Hire	Number of participants	Received
01	2016.01.25	Ground No 01	Inter House Meet 2016	300	Viharamaha Devi BalikaVidyalaya, Kiribathgoda
02	2016.02.04	Ground No 01	Friendly Cricket Tournament	200	Kelani Cables PLC, Kelaniya
03	2016.03.21	Ground No 02	Annual Cricket Match	60	Faculty of Commerce and Management
04	2016.03.25	Ground No 02	Annual Cricket Match	30	Social Sciences and Humanities 96/97 Batch
05	2016.03.26	Ground No.02	MBA Programme Event (Cricket Match)	150	M.Shimal Senior Lecture Coordinator ,MBA Programme

06	2016.03.29	Ground No. 02	Annual Sports day	200	Department of Finance
07	2016.03.30	Basketball Court	Traditional Drama Performance (Sokari)	30	Department of Sinhala
08	2016.04.03	Ground No. 01	Cricket Match	250	E-soft Metro Campus, Kiribathgoda
09	2016.04.21	Ground No.	-	-	-
10	2016.04.27	Ground No.01	Kelani Sarasavi Soorya Mangalya	800	Department of Sport science and Physical Education
11	2016.05.01	Ground No.02	Softball Cricket Match		Jayasekara Management Centre (Pvt)
12	2016.06.09	Gymnasium	Blood Donation Programme	200	Environmental Management council
13	2016.06.26	Ground No 02	Cricket match and Fire	60	Academic players Drama & Theater Department.
14	2016.06.28	Gymnasium	Taekwondo Friendly Tournament	150	School Games Association ,Sri Lanka
15	2016.06.29	Ground No 02	Sport Event	100	Department of Industrial Management
16	2016.07.03	Ground No 02	Sports Day	120	Catholic Student Movement
17	2016.09.25	Ground No 01 & 02	Inter Year Cricket Match	60	Gampaha Wickramarachchi Ayurveda Institute
18	2016.09.28	Ground No 02	Sport Event	80	Industrial Management Science Student Association
19	2016.10.07	Ground No 02	Ecology Practical session		Department of Zoology and Environmental Management
20	2016.10.09	Ground No 02	Cricket Tournament	40	Association of Islamic Students
21	2016.10.12	Ground No 02	Cricket Match	65	Department of Physics
22	2016.10.13	Ground No 02	“Challenge 2016” Sports Day	300	Department of Accountancy
23	2016.10. 14	Ground No.,02	“Challenge 2016” Sports Day	300	Department of Accountancy
24	2016.10.11	Basketball Court	Political Discussion	-	Student Council
25	2016.10.13	Basketball Court	Shishayawiyaparalthihasaya	-	Student Council
26	2016.10.13	Gymnasium	Bihidora Abiyasa 2016 Events	-	Student Council
27	2016.10.14	Gymnasium	Bihidora Abiyasa 2016 Events	-	Student Council
28	2016.10.15	Gymnasium	Bihidora Abiyasa 2016 Events	-	Student Council
29	2016.10.16	Gymnasium	Bihidora Abiyasa 2016 Events	-	Student Council
30	2016.10.16	Ground No.02	Cricket Match	-	Science Student Council
31	2016.10.18	Ground No. 02	Holi Festival – Colour Flash 2016	500	Commerce & Management
32	2016.10.20	Gymnasium	Manjusawa	-	Student Council
33	2016.10.25	Ground No.02	Sports Day	-	AHEAD Student Association, HRM

34	2016.10.27	Basketball Court	Discussion – University Student	-	Student Council
35	2016.11.03	Netball Court	Skill Development Programme	-	Department of Finance
36	2016.11.08	Gymnasium	Blood Donation	400	Department of Library Science
37	2016.11.08	Basketball Court	Ahambakkara Book Discussion	-	Student Council
38	2016.11.12	Gymnasium	Work shop – Bihidora Abiyasa	-	Student Council
39	2016.11.13	Gymnasium	Work shop – Bihidora Abiyasa	-	Student Council
40	2016.11.17	Basketball Court	Papa Dandanaya Book Discussion	-	Student Council
41	2016.11.24	Gymnasium	Bihidora Abiyasa Programme	-	Student Council
42	2016.11.25	Gymnasium	Bihidora Abiyasa Programme	-	Student Council
43	2016.11.26	Gymnasium	Bihidora Abiyasa Programme	-	Student Council
44	2016.11.27	Gymnasium	Bihidora Abiyasa Programme	-	Student Council
45	2016.11.29	Basketball Court	Discussion on “Prabuddha Book”	-	Student Council
46	2016.12.06	Gymnasium	Thunmansala	-	Student Council
47	2016.12.06	Ground No.02	Sport Event	-	Electronic Science Student Association
48	2016.12.07	Basketball Court	“Rasa Sadawa”	-	Department of Mass Communication
49	2016.12.21	Gymnasium	Carol Service	200	Catholic Student Movement
50	2016.12.27	Ground No.02	Social Night for 1 st year students	-	Student Council
51	2016.12.28	Ground No.02		-	Student Council
52	2016.12.29	Ground No.02		-	Student Council



GGU Saman Kumara
Actg. Director of Physical Education
23rd January 2017

19. Financial Statements

UNIVERSITY OF KELANIYA

STATEMENT OF FINANCIAL PERFORMANCE FOR THE YEAR ENDED 31ST DECEMBER 2016


		2016	2015
	Note	Rs.	Rs.
INCOME			
Government Grants			
Government Grants for Recurrent Expenditure	2	2,430,000,000	2,244,000,000
Government Grants for Rehabilitation & Improvement of Assets		49,557,864	46,613,665
Grants for Mahapola		207,906,200	152,106,700
Grants for Bursary		95,559,900	53,649,400
Amortization of Capital Grants		326,191,749	241,172,997
		<u>3,109,215,713</u>	<u>2,737,542,762</u>
Add: Other Income			
Tuition and other fees	3	63,738,356	57,227,140
Interest Income	4	198,773,919	103,347,663
Other Internal Income	5	64,400,219	57,189,142
Income from External Examination	6	483,325,343	488,987,050
Income from Fee - levying Courses/Special services		292,539,375	187,800,086
University Contribution Seminar fees		4,022,280	1,603,090
		<u>1,106,799,492</u>	<u>896,154,171</u>
Total Income		<u>4,216,015,205</u>	<u>3,633,696,933</u>
LESS : EXPENSES			
Personal Emoluments	7	(2,081,875,918)	(1,907,705,039)
Travelling Expenses	8	(5,993,858)	(4,745,616)
Supplies	9	(83,237,482)	(78,827,519)
Maintenance Expenses	10	(28,932,108)	(24,512,536)
Contractual Services	11	(314,665,523)	(274,324,686)
Other Recurrent	12	(195,883,652)	(103,392,476)
Depreciation		(434,641,569)	(368,181,104)
Amortization of Intangible assets		(1,664,346)	(294,109)
Provision for Gratuity		(81,629,653)	(36,444,118)
Expenditure on Fee - levying Courses/Special services		(139,254,483)	(108,095,213)
Rehabilitation & Improvement Expenses		(49,557,864)	(46,613,664)
Mahapola Scholarship		(207,906,200)	(152,106,700)
Bursary		(95,559,900)	(53,649,400)
Total Expenses		<u>(3,720,802,556)</u>	<u>(3,158,892,179)</u>
Surplus /(Deficit) for the period		<u>495,212,649</u>	<u>474,804,754</u>

UNIVERSITY OF KELANIYA
STATEMENT OF FINANCIAL POSITION

	Note	AS AT 31.12.2016	AS AT 31.12.2015
		Rs.	Rs.
ASSETS			
Non - Current Assets			
Property Plant & Equipments	13	4,504,054,404	4,197,488,457
Work in Progress	14	598,413,083	499,069,156
Investments	15	2,116,943,497	1,807,935,551
Intangible Assets	16	18,518,867	3,001,912
		7,237,929,850	6,507,495,076
Current Assets			
Inventories	17	23,517,539	29,471,678
Receivables	18	15,386,109	31,191,991
Prepayments	19	2,424,666	6,969,770
Deposits & Advances	20	821,591,801	274,325,592
Sundry Debtors		500,000	25,249
Cash & Cash Equivalents	21	499,241,192	396,851,048
		1,362,661,307	738,835,328
TOTAL ASSETS		8,600,591,157	7,246,330,404
EQUITY AND LIABILITIES			
Accumulated Fund			
Cabinet Approved Building Project Fund	22	178,910,614	187,131,904
Asset Revaluation Reserve		1,228,513,444	1,336,263,213
General Reserve		(107,904,776)	(313,876,458)
		1,299,519,282	1,209,518,659
Capital			
Deferred Capital Grants	23	4,063,384,074	3,561,168,986
Capital Grants Unspent	24	684,391,202	140,054,591
		4,747,775,276	3,701,223,578
Reserves & Restricted Funds			
University Funds	25	922,090,252	827,270,187
Endowment Funds	26	14,981,066	14,363,571
Research Grants	27	76,129,089	74,896,838
Funds Received for Special Purpose	28	135,833,658	123,282,544
Other Reserves	29	48,722,332	42,126,739
Income Received in Advance	30	614,483,762	672,779,424
		1,812,240,158	1,754,719,303
Non Current Liabilities			
Provision for Retiring Gratuity	31	436,407,630	385,251,704
Provision for Contingent Liabilities	32	500,000	500,000
		436,907,630	385,751,704


Current Liabilities			
Accounts Payable	33	24,022,658	10,255,179
Accrued Expenses	34	169,393,001	102,892,961
Refundable Deposits	35	110,733,153	81,969,021
		<u>304,148,811</u>	<u>195,117,161</u>
		<u>8,600,591,157</u>	<u>7,246,330,404</u>

These Financial Statements are in compliance with the requirements of the Universities Act No 16 of 1978 and other Statutory Provisions.



U T M D Tennakoon
Bursar

The Council of the university is responsible for the preparation and presentation of these financial statements signed for and on behalf of the Council.



Prof. D.M.Semasinge
Vice-chancellor



Prof. Ariyaratna Jayamaha
Council Member

The Accounting Policies and Notes on Pages 06 through 23 form an integral part of these Financial statements

Kelaniya.
June 12th 2017

UNIVERSITY OF KELANIYA

STATEMENT OF CHANGES IN FUNDS
For the Year ended 31st December 2016

	Deferred Capital Rs.	Unspent Capital Rs.	Building Project Rs.	Revaluation Reserve Rs.	General Reserve Rs.	Reserves & Restricted Funds Rs.	Total Rs.
Balance as at 31st December 2014	2,883,197,143	4,917,168	287,525,372	1,442,116,522	(419,066,325)	1,544,342,842	5,743,032,721
Surplus / (Deficit) for the Year	-	-	-	-	474,804,754	-	474,804,754
Transfers / Net movements	677,971,844	135,137,423	(100,393,468)	(105,853,309)	105,853,309	(265,091,739)	447,624,060
Fund transfers	-	-	-	-	(57,200,000)	57,200,000	-
Allocation for Special Projects	-	-	-	-	(300,000,000)	300,000,000	-
Funds Transfer to MBBS Grant	-	-	-	-	(36,266,864)	36,266,864	-
Fund transfers to Library Funds	-	-	-	-	(2,296,462)	2,296,462	-
Funds transfers from Fee-levying courses	-	-	-	-	(79,704,873)	79,704,873	-
Balance as at 31st December 2015	3,561,168,987	140,054,591	187,131,904	1,336,263,212	(313,876,458)	1,754,719,303	6,665,461,536
Surplus / (Deficit) for the Year	-	-	-	-	495,212,649	-	495,212,649
Transfers / Net movements	502,215,087	544,336,611	(58,221,291)	(107,749,769)	105,853,309	(287,573,422)	698,860,526
Fund transfers	-	-	-	-	(11,713,989)	11,713,989	-
Funds Transfer to MBBS Grant	-	-	-	-	(36,406,645)	36,406,645	-
Fund transfers to Library Funds	-	-	-	-	(3,688,750)	3,688,750	-
Funds transfers from Fee-levying courses	-	-	-	-	(153,284,893)	153,284,893	-
Allocation for committed expenditure	-	-	50,000,000	-	(190,000,000)	140,000,000	-
Balance as at 31st December 2016	4,063,384,074	684,391,202	178,910,613	1,228,513,444	(107,904,776)	1,812,240,158	7,859,534,711

UNIVERSITY OF KELANIYA-2016

**CASH FLOW STATEMENT
FOR THE YEAR ENDED 31ST DECEMBER**

	2016	2015
	Rs.	Rs.
Cash Flow From / (Used in) Operating Activities		
Surplus for the year	495,212,650	474,804,754
Adjustments		
Add: Depreciation	434,641,569	368,181,104
Amortization of Intangible Assets	1,664,346	294,109
Provision for Gratuity	81,629,653	36,444,118
Provision for Contingent Liabilities	-	500,000
Less: Amortization of Government Grants	(326,191,749)	(241,172,997)
Interest Income	(194,218,287)	(98,936,720)
Profit on Disposal of Property and Equipment	(14,560,095)	-
Operating Surplus before changes in working Capital	478,178,086	540,114,367
Increase / (Decrease) in Working Capital		
Inventories	5,954,139	(3,802,035)
Debtors	(474,751)	2,811,852
Deposits & Advances	(547,266,209)	(152,619,076)
Prepayments & Deposits	4,545,104	(4,862,134)
Accounts Receivable	15,805,883	226,808,475
Accounts Payable	13,767,479	(190,796,426)
Accrued Expenses	66,500,039	17,396,428
Refundable Deposits	28,764,132	(1,584,144)
Cash Generated from Operations	65,773,902	433,467,308
Gratuity Paid	(30,473,728)	(21,494,175)
Net Cash Flow from Operating Activities	35,300,174	411,973,133
Cash Flow from / (Used In) Investing Activities		
Acquisition of Property Plant & Equipment	(450,589,180)	(478,098,849)
Investments	(309,007,946)	(27,880,247)
Work in Progress	(231,830,537)	(222,214,379)
Intangible Assets	(13,093,214)	(2,487,224)
Proceeds from Disposal of Property Plant & Equipment	13,714,750	-
Interest Received	194,218,287	98,936,720
Restricted Funds and Grants	(287,573,421)	(265,091,740)
Net Cash used in investing Activities	(1,084,161,261)	(896,835,718)
Cash Flow from / (Used In) Financing Activities		
Government grant for Capital Expenditure	831,442,136	653,386,335
Other special Capital Grants	156,024,820	-
Cash flows from External Sources	163,784,274	73,798,110
Net Cash Flow From / (Used In) Financing Activities	1,151,251,230	727,184,445
Net Increase / (Decrease) in Cash & Cash Equivalents	102,390,144	242,321,860
Cash & Cash Equivalents at the beginning of the year	396,851,048	154,529,189
Cash & Cash Equivalents at the End of the Year	499,241,192	396,851,048

(e) Use of Estimates and Judgments

The preparation and presentation of financial statements in conformity with SLPSAS requires management to make judgments, estimates and assumptions that affect the application of the accounting policies and reported amounts of assets, liabilities, income and expenses. Actual results may differ from these estimates and judgmental decisions.

The estimates and underlying assumptions are reviewed on an ongoing basis. Revisions to accounting estimates are recognized in the period in which the estimate is revised if the revision affects on that period or in the period of the revision and future periods if the revision affects both current and future periods.

1.2 Assets and the Bases of Their Valuation

1.2.1 Property, Plant & Equipment

(a) Recognition and Measurement

Property, Plant & Equipment are recorded at cost less accumulated depreciation. The cost of Property, Plant & Equipment is the cost of purchase or construction together with any incidental expenses thereon.

(b) Cost

The cost of property, plant & equipment comprises its purchase or construction cost and any directly contributable cost of bringing the asset to working condition for its intended use.

(c) Depreciation

Depreciation is charged to the income statement on the straight line basis at the following rates per annum in order to write off the cost of such assets over their estimated useful lives.

Buildings	5%
Furniture & Equipment	10%
Office Equipment	20%
Lab & Teaching Equipment	20%
Motor Vehicles	20%
Water & Electricity Supply	10%
Fiber Glass Boat	10%
Library Books & Periodicals	20%
Cloaks	20%
Machinery	20%
Others	20%

Depreciation is provided on pro rata basis on the assets purchased/constructed/disposed of during the year.

(d) Revaluation of the Property, Plant & Equipments

The Lands, Buildings and Motor Vehicles of the University have been revalued and recognized to the accounts with effect from 01st January 2008.

Revaluation Surplus may be transferred to the general reserve proportionately as the assets are used by the university. In such a case, the amount of the surplus transferred would be the difference between depreciation based on the revalued carrying amount of the assets and depreciation based on the assets' original cost.

(e) Higher Education for the 21st Century (HETC) Grant/IRQU Grant

During the year 2016, Rs:162,020,729.68 Worth of assets was transferred to the University from the HETC project.

These assets are recorded at net book value as at transferred date of 31 October 2016. And depreciations are charged for remaining useful lives based on the cost of the assets.

1.2.2 Intangible Assets

(a) Computer Software

i. Basis of Recognition

An intangible asset is recognized if it is probable that future economic benefits that are attributable to the asset will flow to the University and the cost of the asset can be measured reliably.

ii. Subsequent Expenditure

Subsequent expenditure on software assets is capitalized only when it increases the future economic benefits embodied in the specific asset to which it relates. All other expenditure is expensed as incurred.

iii. Amortization

Amortization is recognized in profit or loss on a straight-line basis over the estimated useful life of the software, from the date that it is available for use since this most closely reflects the expected pattern of consumption of the future economic benefits embodied in the asset.

The estimated useful life of software is five years.

iv. De-recognition

An intangible asset is derecognized on disposal or when no future economic benefits are expected from it. The gain or loss arising from the de-recognition of such intangible assets is included in profit or loss when the item is derecognized.

1.2.3 Inventories

Inventories are valued at cost based on FIFO basis.

1.2.4 Receivables

Receivables are stated at the amounts they are estimated to realize.

1.2.5 Short term Investments

(a) Investment in Government Securities

Investments in treasury bills, treasury bonds and repurchase agreements are stated at cost.

(b) Investment in Fixed Deposits

Investments in fixed deposits are stated at cost.

1.2.6 Cash & Cash Equivalents

Cash & cash equivalents comprise cash in hand and deposits at Bank.

1.3 Liabilities & Provisions

All known liabilities as at the balance sheet date are included in the Financial Statements and adequate provisions are made for liabilities which are known to exist but the amount of which cannot be determined accurately.

Obligations payable on demand or within one year of the balance sheet date are treated as current liabilities in the balance sheet. Liabilities payable after one year from the balance sheet date are treated as non-current liabilities in the balance sheet.

1.3.1 Accounting for Grants

Grants that compensate the University for Expenses incurred are recognized as revenue in the income statement in the same period in which the expenses are recognized. Grants that compensate the University for the Cost of an asset are recognized in the income statement on a systematic basis over the useful life of the related asset.

1.3.2 Employee Benefit

(a) Provision for Retiring Gratuity

The university has adopted the benefit plan as required under the payment of Gratuity Act No. 12 of 1983 for all eligible employees.

Defined benefit plans define an amount of benefit that an employee will receive on retirement usually dependent on one or more factors such as age, years of service and compensation.

The liability recognized in the balance sheet in respect of defined benefit plans is the present value of the defined benefit obligation at the balance sheet date together with adjustment for unrecognized past service cost.

(b) Defined Contribution Plan

Obligations for contribution to a defined contribution plans are recognized as an expense in the income statement as incurred

1.3.3 Taxation

The university is exempt from Income Tax under Section 7(b) of the Inland Revenue Act No. 10 of 2006.

1.3.4 Deferred Taxation

Provision has not been made for deferred tax as the university is exempted from Income Tax under Section 7(b) of the Inland Revenue Act No. 10 of 2006.

1.3.5 Capital Commitments and Contingent Liabilities

All material commitments and contingent liabilities are considered and where necessary adjustments or disclosures are made in these Financial Statements.

1.4 Income Statement

1.4.1 Revenue Recognition

Revenue is recognized to the extent that it is probable that the economic benefits will flow to the university and that it can be reliably measured.

(a) Enrolment fees from students are recognized as revenue on receipt.

(b) Fees on examinations, seminars, courses and other educational and activities are recognized as revenue on completion of such activity.

- (c) The fees on fee-levying courses recognized to the income statement based on the stage of completion of each course as at the year end. Lecture fees and payments that relate to future periods are shown in the balance sheet as Income Received in Advance under the Reserve & Restricted Funds.
- (d) Interest income is recognized on accrual basis.
- (e) Revenue from grants is recognized when control of the contribution or right to receive the contribution is confirmed.
- (f) Sponsorship related activities are recognized on receipt.
- (g) Other income is recognized on accrual basis.

1.4.2 Expenditure

- (a) Expenses are recognized in the income statement on the basis of direct association between cost incurred and the earning of specific items of the income. All expenditure incurred in the running of the university and in maintaining the capital assets in a state of efficiency has been charged to revenue in arriving at the surplus/deficit for the year.
- (b) Expenses on examinations, seminars, courses and other educational activities are recognized in the income statement on completion of such activity.

1.5 Comparative Information

The Comparative figures have been re-arranged where necessary to conform to the current year's presentation.

1.6 Events After the Balance Sheet Date

The materiality of events occurring after the balance sheet date has been considered and appropriate adjustments, wherever necessary, have been made in the accounts.

1.7 Cash Flow Statement

The Cash Flow Statement has been prepared using the indirect method.

Notes to the Financial Statements

As at 31/12/2016

		2016	2015
	Note	Rs.	Rs.
Government Grants for Recurrent Expenditure			
	2		
Personal Emoluments		2,030,000,000	1,914,000,000
Other Recurrent		400,000,000	330,000,000
		<u>2,430,000,000</u>	<u>2,244,000,000</u>
Tuition and Other Fees			
	3		
Registration Fees (Undergraduate - Local)		8,540,700	4,352,175
Registration Fees (Undergraduate - Foreign)		42,831,348	42,666,899
Registration Fees (Post graduate)		1,652,500	1,466,295
Tuition Fees (Undergraduate)		2,659,389	1,714,309
Tuition Fees (Post graduate)		4,691,555	4,500,446
Examination Fees (Undergraduate)		3,040,265	2,427,337
Examination Fees (Post graduate)		322,600	99,680
		<u>63,738,356</u>	<u>57,227,140</u>
Interest Income			
	4		
Interest from investments			
Gross Interest		202,729,048	99,566,689
WHT		(8,510,761)	(629,969)
Net Interest		<u>194,218,287</u>	<u>98,936,720</u>
Interest from Loans		4,555,633	4,410,943
		<u>4,555,633</u>	<u>4,410,943</u>
Total Interest Income		<u>198,773,919</u>	<u>103,347,663</u>
Other Internal Income			
	5		
Sale of Publications		220,210	190,340
Rent from Properties		2,860,447	2,289,685
Library Fines		389,207	355,350
Medical fees		15,960	22,710
Ancillary Activities - Hostels		2,537,840	3,402,122
Sale of Old Stores		523,253	643,265
Sale of Produce		229,131	-
Miscellaneous Income	5-1	57,624,172	50,285,671
		<u>64,400,219</u>	<u>57,189,142</u>
Miscellaneous Income			
	5-1		
Certificate Fees		1,924,560	1,953,834
Fines for Cloaks		76,300	17,860
Cloaks Hiring		428,050	310,650
Hire of Vehicles		187,035	189,798
Registration Fees from Suppliers		328,700	281,150
Convocation Fee		13,163,045	10,485,250
Postgraduate Library Income		396,827	325,000
Application & Other Fee		5,442,788	4,499,250
Provident Fund Charges		1,731,496	2,899,144
Fine from Contractors		246,336	547,565
Library cards & Identity Cards		96,100	96,575
Dental Clinic Charges		13,510	38,300
Other miscellaneous Income		33,589,424	28,641,295
		<u>57,624,172</u>	<u>50,285,671</u>

Notes to the Financial Statements

As at 31/12/2016

	2016	2015
Note	Rs.	Rs.
<u>Income from External Examinations</u>	6	
Registration fees	33,227,292	158,951,747
Examination fees	283,260,888	35,704,909
Syllabus fees	2,479	8,457
Past papers fees	16,601	154,311
Certificate fees	864,409	2,555,673
Postage fees	-	224,840
Convocation income	19,712,477	5,880
Seminar income	48,881,177	153,262,810
Other Course Income	96,820,080	-
Certificate Confirmation fees	26,460	28,518
ID Charges	51,058	20,580
Sundry income	462,422	138,069,325
	483,325,343	488,987,050
<u>Personal Emoluments</u>	7	
(a) Academic		
Salaries & Wages	393,913,261	377,011,440
Provident Fund	109,584,609	89,481,315
Pension	40,646,963	32,815,062
E.T.F.	28,978,953	24,486,391
Acting Pay	-	34,271
Cost of Living Allowance	78,225,797	75,413,615
Academic Allowances	416,990,464	359,990,628
Special Allowance 20%	106,799,572	104,269,682
Research Allowance	105,281,805	103,434,518
Additional Monthly Allowance 20%	59,894,996	58,269,395
Interim Allowance	61,489,481	54,188,740
Visiting Lecturers Fees	29,861,872	35,369,489
Other Allowances	19,973,740	11,950,474
	1,451,641,513	1,326,715,020
(b) Non-Academic		
Salaries & Wages	229,248,630	213,110,818
Provident Fund	34,007,976	27,480,173
Pension	17,131,246	14,321,501
E.T.F.	9,548,389	8,360,914
Acting Pay	364,826	392,697
Over Time	35,128,699	31,343,443
Holiday Payments	912,335	797,885
Cost of Living Allowance	75,701,333	73,378,592
Special Allowances 20%	46,158,017	56,265,341
Research allowance	5,273,663	3,873,432
Additional Monthly Allowance 20%	40,534,799	40,102,360
Interim Allowance	88,840,524	80,360,116
Other Allowances	47,383,969	31,202,748
	630,234,406	580,990,019
Total (a)+(b)	2,081,875,918	1,907,705,039

Notes to the Financial Statements

As at 31/12/2016

	2016	2015
Note	Rs.	Rs.
Travelling Expenses		
8		
Domestic	805,826	904,965
Foreign	5,188,532	3,840,651
	5,993,858	4,745,616
Supplies		
9		
Stationery & Office Requisites	33,115,039	32,816,921
Fuel & Lubricants	9,240,569	9,691,797
Uniform & Tailoring Charges	3,027,798	2,747,491
Mechanical & Electrical Goods	4,902,396	3,938,541
Chemical & Glassware	14,341,189	11,868,803
Medical Supplies	1,243,576	773,256
Other Supplies	17,366,915	16,990,710
	83,237,482	78,827,519
Maintenance Expenses		
10		
Vehicles	4,972,959	7,506,637
Plant, Machinery & Office Equipment	22,666,029	15,998,239
Building & Structures	37,209	960,854
Furniture	1,024,868	41,705
Other	231,043	5,100
	28,932,108	24,512,536
Contractual Services		
11		
Transport	20,175	20,995
Telecommunication	54,916,622	36,367,347
Postal Charges	4,113,015	5,879,568
Electricity	100,866,067	90,900,525
Security Services	30,515,686	33,340,643
Water	27,267,473	28,499,877
Cleaning Services	29,712,660	26,943,614
Rent & Hire Charges	11,385,706	8,400,070
Rates and taxes to local authorities	6,645,129	4,507,061
Printing, Advertising etc.	30,552,587	26,279,075
Sports Activities	269,300	1,508,894
Others	18,401,103	11,677,017
	314,665,523	274,324,686
Other recurrent		
12		
Special Services - Council & Committees	2,604,839	2,388,001
Special Services - Professional & Other Fee	39,000	85,500
Workshops, Seminars	5,373,277	7,885,316
Academic Research	3,334,019	3,967,276
Staff Development	4,408,132	3,460,840
Grants to other organization	3,660,460	1,856,791
Holiday, Warrants & Season Tickets	2,161,602	2,369,805
Entertainment Expenses	2,585,795	2,015,722
Bank Charges	5,539	2,566
Awards & Indemnities	195,750	157,570
Contribution & Membership Fee	2,617,816	2,214,842
Convocation	35,196,053	6,248,750
Examination	127,881,217	65,629,067
Others - Newspapers, Magazines etc.	2,304,710	2,051,725
Field Trips	3,337,093	3,033,138
Students Development Initiative	178,352	25,568
	195,883,652	103,392,476

Notes to the Financial Statements

As at 31/12/2016

	<u>Note</u>				
Property Plant & Equipment	13				
Cost		Balance	Additions	Disposals	
		As at			
		01/01/2016		Balance	
		Rs.	Rs.	As at	
				31/12/2016	
				Rs.	
Lands		654,759,142	71,772,000	1,600,000	724,931,142
Buildings & Improvements		4,079,083,513	274,962,626	263,750	4,353,782,390
Furniture & Equipments		1,165,998,435	276,356,791	-	1,442,355,226
Lab & Teaching Equipment		309,462,423	46,683,242	-	356,145,665
Motor Vehicles		123,355,995	13,463,120	775,000	136,044,115
Water & Electricity Supply Scheme		51,638,000	6,348,734	-	57,986,734
Library Books & Periodicals		293,815,186	16,874,674	-	310,689,860
Cloaks		6,114,306	-	-	6,114,306
Machinery		40,784,472	1,393,014	-	42,177,487
Others		208,758,894	35,146,719	-	243,905,613
		<u>6,933,770,366</u>	<u>743,000,921</u>	<u>2,638,750</u>	<u>7,674,132,537</u>
Depreciation		Balance	Charge for the	Disposals	Balance
		As at	Year		As at
		01/01/2016			31/12/2016
		Rs.	Rs.	Rs.	Rs.
Buildings & Improvements		1,231,690,744	211,480,509	70,345	1,443,100,907
Furniture & Equipment		733,206,191	127,696,705	-	860,902,896
Lab & Teaching Equipment		245,796,310	25,857,067	-	271,653,377
Motor Vehicles		80,684,639	14,297,828	775,000	94,207,466
Water & Electricity Supply Scheme		42,204,387	1,417,466	-	43,621,853
Library Books & Periodicals		244,602,990	15,423,132	-	260,026,121
Cloaks		5,023,584	206,276	-	5,229,860
Machinery		46,453,370	21,389,566	-	67,842,936
Others		106,619,694	16,873,021	-	123,492,715
		<u>2,736,281,909</u>	<u>434,641,569</u>	<u>845,345</u>	<u>3,170,078,133.38</u>
Written Down Value		<u>4,197,488,457</u>			<u>4,504,054,404</u>

Note:

Fully depreciated 31 no of motor vehicles have been used for operating activities during the year 2016. The gross carrying value of these motor vehicles are Rs: 62,958,008.02 as at 31.12.2016

Notes to the Financial Statements

As at 31/12/2016

	2016	2015
Note	Rs.	Rs.
<u>Work in Progress</u>	14	
Social Science Building Stage 1	-	10,000,000
Social Science Building-Stage 2	-	6,667,409
Six Storied Exam Building	299,234,592	251,039,343
Science Faculty Building	171,451,113	115,238,203
Extension of Gym	10,026,043	-
Five Storied Building Social Science	-	51,731,461
Industrial Management Building	74,341,457	-
Multi Purpose Building	-	64,087,740
ICTC Building	18,250,149	125,000
Multi Purpose Building- Faculty of Medicine	25,109,730	180,000
	<u>598,413,083</u>	<u>499,069,156</u>
<u>Investments</u>	15	
Staff Security Deposits	61,621	59,224
Bonds & Agreement Violations	83,356,964	78,555,058
Scholarship Fund	11,163,859	10,702,858
Retentions Fund	374,220,965	304,063,459
Special Grants	99,356,418	64,554,951
Other Investments	1,548,783,671	1,350,000,000
	<u>2,116,943,497</u>	<u>1,807,935,551</u>
<u>Intangible Assets</u>	16	
Intangible Assets	20,628,225	3,446,924
Less: Amortization	(2,109,358)	(445,013)
	<u>18,518,867</u>	<u>3,001,912</u>
<u>Inventories</u>	17	
Stationery	19,248,820	21,680,905
Maintenance	4,118,886	7,582,195
Others	149,833	208,578
	<u>23,517,539</u>	<u>29,471,678</u>
<u>Receivables</u>	18	
Interest	7,517,774	4,413,463
Reimbursement from Ministry of Justice	-	6,007,649
Property Loan	384	384
UGC	859,661	-
Mahapola Scholarship	4,540,800	14,849,650
Bursary	2,090,100	4,390,200
Receivable from other Institute	-	1,530,646
Others	377,391	-
	<u>15,386,109</u>	<u>31,191,992</u>

Notes to the Financial Statements

As at 31/12/2016

	2016	2015
Note	Rs.	Rs.
Prepayments		
19		
Service Agreements	2,116,172	1,240,874
Vehicles License & Insurance	201,867	1,974,692
Others	106,627	3,754,204
	<u>2,424,666</u>	<u>6,969,770</u>
Deposits & Advances		
20		
(a) Staff Loans & Advances		
Distress Loans	103,064,067	100,119,339
Staff Loans	468,978	549,389
Transport Loans	7,732,254	4,784,992
Computer Loans	3,804,792	3,008,792
Special Distress Loans	235,089	101,274
Festival Advances	671,208	806,900
Salary Advances	1,048,341	104,741
Special Advances	50,950	37,100
U.P.F.Loan	(62,563)	-
	<u>117,013,116</u>	<u>109,512,527</u>
(b) Advances for Supplies & Services		
Research Advance	2,319,976	1,854,710
International Conference Advance	9,934,028	7,871,467
Miscellaneous Advance	15,063,256	7,336,964
Statutory Boards & Local Authorities	205,639	205,639
Capital Advance	669,616,032	143,542,609
	<u>697,138,931</u>	<u>160,811,388</u>
(c) Other Advances & Deposits		
Fuel Deposit	510,000	510,000
Advance for Stamps	7,370	7,370
External Research Advance	72,576	486,599
Disability Project Advance	-	16,052
Department Development Fund Advance	453,104	453,104
Advance for Special Degree	300,000	325,000
Generated Fund Advance	1,952,594	103,794
Confucius Institute Advance	2,956,811	823,159
Career Fair Advance	-	265,000
Advance for Research Centre-Social Sciences	155,000	480,000
Advance for Center for Gender Studies	150,000	15,000
Advance for Seeds Programme	636,800	516,600
Awareness Programme Advance	245,500	-
	<u>7,439,754</u>	<u>4,001,677</u>
Total (a)+(b)+(c)	<u>821,591,801</u>	<u>274,325,592</u>

Notes to the Financial Statements

As at 31/12/2016

	2016	2015
Note	Rs.	Rs.
<u>Cash & Cash Equivalents</u>		
21		
Petty Cash Imprest	1,757	24,732
Treasury Funds	42,738,720	7,659,501
Non Treasury Funds	456,500,715	389,166,816
	<u>499,241,192</u>	<u>396,851,048</u>
<u>Cabinet Approved Building Project Fund</u>		
22		
CDCE Building Fund	169,865,917	178,087,207
Restricted fund for Social Sciences	9,044,697	9,044,697
	<u>178,910,614</u>	<u>187,131,904</u>
<u>Deferred Capital Grants</u>		
23		
Capital Grant Account	2,904,637,642	2,732,023,659
Capital Contribution from Other Sources	794,725,629	611,553,273
Non Monetary Donations	364,020,803	217,592,055
	<u>4,063,384,074</u>	<u>3,561,168,986</u>
<u>Capital Grants Unspent</u>		
24		
Acquisition of Fixed Assets	449,890,900	
Rehabilitation & Improvements		
Building Grant	7,897,821	1,401,616
Construction Projects	211,378,475	34,985,868
Human Capital Development Projects	15,224,007	103,667,107
	<u>684,391,202</u>	<u>140,054,591</u>
<u>University Funds</u>		
25		
University Development Fund	136,414,516	183,578,282
Medical Faculty Enhancement Fund	568,392	568,392
MBBS Fund	66,970,338	67,695,892
Centre for Distance and Continue Education Fund	46,199,008	116,101,115
Faculty Development Funds	148,089,640	142,189,705
Research Centre Development Funds	41,385,528	19,485,515
Department Funds	9,899,849	6,969,842
Sports Development Fund	25,001	25,001
Science Faculty Exhibition Fund	37,087	37,087
Research Service Center Fund	2,215,497	4,239,355
Ola Leaf Library Fund	2,883,675	1,193,803
Department Development Fund	79,083,730	67,320,084
University Welfare Fund	1,633,379	2,000,000
Research Council Fund	5,846,262	5,919,639
CCDD Building Fund - Medicine	2,517,521	2,517,521
Green Environmental Fund	43,640	228,955
Gratuity Fund	18,895,469	7,200,000
International Fellowships Fund	42,691,891	50,000,000
Innovation Center	9,950,000	10,000,000
Solar Research Center	19,591,576	20,000,000
Staff and Official Training	20,000,000	20,000,000
Faculty Infrastructure and Equipment Development	100,000,000	100,000,000
PhD / Master Fund	117,148,252	-
Nano Technology Centre Fund	10,000,000	-
Ornamental Fisheries Study Centre Fund	10,000,000	-
Japanese Study Centre Fund	10,000,000	-
Green Practice Sustainable Development Fund	20,000,000	-
	<u>922,090,252</u>	<u>827,270,187</u>

Notes to the Financial Statements

As at 31/12/2016

	2016	2015
Note	Rs.	Rs.
Endowment Funds		
	26	
Prize Funds	26-1	4,239,691
Scholarship Funds	26-2	3,247,398
Income Balance - Prize Funds	26-3	4,253,252
Income Balance - Scholarship Funds	26-4	2,576,744
Other Funds	26-5	46,546
	14,981,066	14,363,571
Prize Funds		
	26-1	
Gift Fund-Botany	5,000	5,000
Medha Sri Ariyawanse Fund	2,500	2,500
P.A.P.A. Chandrasekara Scholarship Fund	2,833,944	2,833,944
Prof. F.R. Jayasuriya Scholarship Fund	15,000	15,000
M.A.P Manthirratne Scholarship Fund	5,000	5,000
Dr. P.D. Kannangara Scholarship Fund	5,900	5,900
Scholarship Fund - Investment(ind.man)	108,347	108,347
Prof. D.J. Wijeratne Foundation Fund	142,000	142,000
Rev.Pandith Mudukatuwe Sri Ganarama Fund	50,000	50,000
Rev. Dr. K. Anuruddha Scholarship Fund	50,000	50,000
Derick De Souza Memorial Scholarship Fund	36,000	36,000
Rev. K. Wangeesa Scholarship Fund	10,000	10,000
Budhadasa Galappatthi Scholarship Fund	10,000	10,000
Rev. Sik Vin Sin Scholarship Fund	100,000	100,000
Botany Society Scholarship Fund	60,000	60,000
Prof. A.S. Disanayaka Fund	275,000	275,000
Prof. Carlo Fonseka Scholarship Fund	106,000	106,000
Etsmen Kodak Scholarship Fund	50,000	50,000
Prof. S.B.P. Wickramasooriya Fund	75,000	75,000
Family Medicine Prize Fund	200,000	200,000
Prof. J.K.P. Ariyaratne Prize Fund	100,000	99,940
Total	4,239,691	4,239,631
Scholarship Funds		
	26-2	
P.P. Jayawardena Scholarship Fund	15,000	15,000
Perter Silva Scholarship Fund	5,000	5,000
Dr. Chithra Fernando Scholarship Fund	200,000	200,000
Hawanpola Sri Rathanasara Scholarship Fund	100,000	100,000
Linus Silva Scholarship Fund	10,000	10,000
Agnus Peduru Scholarship Fund	132,063	132,063
Mary's Friends Scholarship Fund	100,000	100,000
Rathnakara Scholarship Fund	100,000	100,000
Prof. H.H. Costa Memorial Scholarship Fund	300,000	300,000
S. Jayawardena Scholarship Fund	200,000	200,000
Linus Silva/Agnus Peduru Scholarship Fund	54,274	54,274
Student Trust Fund - (HRM)	700,000	700,000
Prof. Shelton Gunaratne Memorial Scholarship Fund	1,181,062	1,181,062
Rajamanthre Scholarship Fund	150,000	150,000
Prof.P.Ranasinge Scholership Fund	200,000	-
Total	3,447,398	3,247,398

Notes to the Financial Statements

As at 31/12/2016

	2016	2015
Note	Rs.	Rs.
Income Balance - Prize Funds	26-3	
Scholarship Fund - Interest (ind.man)	2,305	2,305
Gift Fund-Botany (Interest)	7,368	4,230
Prof. F.R. Jayasuriya Scholarship Fund (Interest)	3,459	(1,490)
Medha Sri Ariyawanse Fund(Interest)	10,423	10,273
Rev. K. Wangeesa Scholarship Fund (Interest)	13,018	12,384
Rev. Sik Vin Sin Scholarship Fund (Interest)	165,950	159,613
Rev. Dr. K. Anuruddha Scholarship Fund (Interest)	207,378	200,311
Budhadasa Galappatthi Scholarship Fund (Interest)	22,384	21,750
Prof. D.J. Wijeratne Foundation Fund (Interest)	221,865	255,465
Derick De Souza Memorial Scholarship Fund (Interest)	17,598	16,838
Botany Society Scholarship Fund (Interest)	51,090	47,288
P.A.P.A. Chandrasekara Scholarship Fund (Interest)	3,193,852	2,986,804
Prof. Carlo Fonseka Scholarship Fund(Interest)	67,990	62,772
Prof. A.S. Disanayaka Fund (Interest)	223,867	219,938
Prof. S.B.P. Wickramasooriya Fund (Interest)	22,377	16,924
Etsmen Kodak Scholarship Fund (Interest)	39,558	36,389
Family Medicine Prize Fund (Interest)	98,094	83,994
Prof. J.K.P. Ariyaratne Prize Fund (Interest)	45,450	45,613
M.A.P Manthirratne Scholarship Fund (Interest)	41,611	38,759
Dr. P.D. Kannangara Scholarship Fund (Interest)	34,843	33,094
Total	4,490,475	4,253,252
Income Balance - Scholarship Funds	26-4	
Dr. Chithra Fernando Scholarship Fund(Interest)	1,283,908	1,205,696
Perter Silva Scholarship Fund (Interest)	19,154	18,854
P.P. Jayawardena Scholarship Fund (Interest)	58,762	56,508
Linus Silva/Agnus Peduru Scholarship Fund (Interest)	27,928	20,539
Agnus Peduru Fund (Interest)	24,325	26,656
Mary's Friends Scholarship Fund (Interest)	100,038	93,700
S. Jayawardena Scholarship Fund(Interest)	74,000	63,325
Rathnakara Scholarship Fund (Interest)	62,338	115,500
Prof. H.H. Costa Memorial Scholarship Fund (Interest)	149,532	122,130
Prof. Shelton Gunaratne Memorial Scholarship Fund (Interest)	597,873	577,538
Rajamanthree Scholarship Fund(Interest)	72,506	63,000
Hawanpola Sri Rathanasara Scholarship Fund(Interest)	147,163	136,586
Student Trust Fund (HRM)	134,640	76,712
Prof.P.Ranasinge Scholarship Fund (Interest)	4,789	-
Total	2,756,955	2,576,744
Other Funds	26-5	
UGC Scholarship fund	11,200	11,200
Prizes Awarding Schoiarship Funds	18,696	18,696
Donations for Scholarships	16,650	16,650
	46,546	46,546


Notes to the Financial Statements

As at 31/12/2016

	2016	2015
Note	Rs.	Rs.
Research Grants		
27		
Grants received from NSF	12,989,689	6,926,293
Grants received from UGC	1,429,827	1,996,527
Grants received from other institutes	33,451,838	41,469,803
University research grants	28,257,735	24,504,215
	76,129,089	74,896,838
Funds received for special purpose		
28		
Special Donations- Rev. Dia O Ci	5,423,868	5,423,868
Special Donations- Kong Meng San Phor Sarc See Monaste	1,026,890	1,026,890
Survey on Usage of High Way	4,673	586,648
One Asia Foundation	409,806	459,806
Disability project	198,000	52,270
IT Project	39,917	39,917
UGC - QIG	8,460,434	8,460,434
Students Relief Fund	1,271,886	1,211,057
Vice Chancellor's Fund	12,387,019	11,170,732
Bond & Agreements Violation Fund	71,011,904	63,566,877
Interest of Bonds & Agreement Violations (*)	35,599,261	31,284,047
	135,833,658	123,282,544
(*) A sum of Rs.65,423,067.02 has been due from Bond Violators as at 31.12.2016		
Other Reserves		
29		
Accounting professional sec(APS)	213,789	213,789
Staff development fund - UGC	3,679,334	5,563,078
Presidency Exhibition fund	44,299	44,299
Career Guidance Unit deposit	1,510,455	1,040,455
Glass Blowing Unit deposit	409,958	398,758
Library deposit for Main Library	8,168,818	7,468,959
Library deposit for Faculty Libraries	9,680,095	10,564,470
Centre for Gender Studies Deposit	970,830	1,011,830
Funds Received from Mahapola trust fund	884,853	77,903
Felicitation Ceremony	455,650	455,650
Project for Special Degree	176,681	700,133
Seed Programme	4,456,494	4,613,631
BSc Physiotherapy	2,339,633	482,969
International Conferences	15,692,812	9,490,816
Other Deposites	38,634	-
	48,722,332	42,126,739
Income Received in Advance		
30		
Fee - Levying Courses - Diploma & Certificates	50,400,177	45,421,946
Fee - Levying Courses - Postgraduate	148,750,412	129,743,382
Fee - Levying Courses - Medicine	9,458,847	7,592,238
Fee - Levying Courses -Others	9,168,929	6,438,363
Other Internal Programmes	30,931,776	28,832,206
External Examination - Examination Fee	295,815,914	416,319,124
External Examination - Seminar Fee	67,381,558	28,355,315
Telecommunication/ Hostel	275,000	-
Others	2,301,150	10,076,850
	614,483,762	672,779,424

Notes to the Financial Statements

As at 31/12/2016



Provision for Retiring Gratuity

Note	Rs.	Rs.
31		
Balance as at 1st January	385,251,704	370,301,762
Add: Charge for the year	81,629,653	36,444,118
	466,881,357	406,745,879
Less: Payments made during the Year	(30,473,728)	(21,494,175)
Balance as at 31st December	436,407,630	385,251,704

Provision for Contingent Liabilities

32		
President of Labour Tribunal	500,000	500,000
	500,000	500,000

Contingent Liabilities

No. of total cases as at 31.12.2016 is 14. Out of that value, ten cases cannot be ascertained.

Value of the other cases are as follows

Case pending

	Estimated Value
i) District Court Case No: 1538/L-	Rs. 4,005,000.00
ii) District Court Case No: 1225/L-	Rs. 1,000,000.00
iii) District Court Case No: DMR/3056/2015	Rs. 67,232.78
iv) District Court Case No: 6411/M	Rs. 50,000,000.00

v) Supreme Court (Special Leave to Appeal) No:

191/15 -

This is the application for leave to appeal from the judgment in CA(Writ) 39/13. Value cannot be ascertained yet.

Cases where the University may have to pay (damages) and financial provisions for such payments:

CA(Writ) 39/13 - In this case, the University has to pay back-wages to the petitioner up to the date of reinstatement together with a sum of Rs. 500,000/=. Since an appeal is filed against this judgment, the exact amount of money payable cannot be ascertained yet.

Accounts Payable

33		
Staff development programme	825,182	1,298,313
Sundry Deposits	5,859,518	3,216,024
Stamp Deposits	64,200	64,200
Tax Payable	4,014,686	604,080
Cancel cheques	2,392,370	1,529,296
Staff security deposits	67,162	64,269
Others	10,799,539	3,478,997
	24,022,658	10,255,179

SAR/REP
Submitted herewith
page 22 of 2021
accounts - 2016
OK/16

029
20/4

Notes to the Financial Statements

As at 31/12/2016

	2016	2015
Note	Rs.	Rs.
Accrued Expenses	34	
Audit Fee	1,000,000	1,034,708
Personal Emoluments	33,656,527	22,556,847
Travelling Expenses	186,610	118,002
Supplies Expenses	12,356,044	2,435,289
Stores Supplies	5,371,882	5,843,834
Maintenance Expenses	10,429,765	7,538,973
Contractual Services	47,733,692	34,685,465
Other Recurrent Expenses	47,492,451	22,061,421
Others	156,400	1,142,740
Accrued Expenses of Feelevying Courses	11,009,629	5,475,683
	<u>169,393,001</u>	<u>102,892,962</u>

Refundable Deposits

	2016	2015
Note	Rs.	Rs.
Refundable Deposits	35	
Tender Deposits	329,150	446,400
Security Deposits	75,489,003	54,046,121
Library Deposits	34,311,500	27,476,500
Others - Hostel	603,500	-
	<u>110,733,153</u>	<u>81,969,021</u>

36. Related Party Transactions

Transactions entered into by the University with the organizations where Council members are Key Management Personnel of those organizations.

1). An amount of Rs. 43,233,589 had been paid during the year to Lanka Education and Research Network (LEARN) where Dr.P.G.Wijeratne is a director (key management person) and also Dean of the Faculty of Computing and Technology as well as a member of the Council of the University, in connection with the service providing Leased Line Services and commodity Internet Access.

Details of payments made to Lanka Education and Research Network (LEARN)

Amount paid For University	35,312,453	19,590,455
Amount paid For Medical Faculty	7,921,136	6,537,172
Total	<u>43,233,589</u>	<u>26,127,628</u>

2). An amount of Rs. 431,745,868 had been paid during the year to Sri Lanka Land Reclamation and development Corporation where Mr.W.M.A.S.A. Iddawela is a Chairman and also a member of the Council of the University, in connection with the transfer of land at Mudun Ela for the construction of the Faculty of Computing and Technology and other associated developments.

UNIVERSITY OF KELANIYA

STATEMENT OF THE COMPARISON OF BUDGET AND ACTUAL AMOUNTS - 2016

CATEGORY	Budget 2016 Rs.	Actual 2016 Rs.	%
INCOME			
Government Grant	2,430,000,000	2,430,000,000	-
Government Grants for Recurrent Expenditure	2,430,000,000	2,430,000,000	-
Other Income	655,636,800	1,106,799,492	(68.81)
Total Income	3,085,636,800	3,536,799,492	(14.62)
EXPENSES			
Personal Emoluments	2,163,000,000	2,163,505,571	(0.02)
Personal Emoluments - Academic	1,502,000,000	1,501,998,960	0.00
Personal Emoluments -Non Academic	661,000,000	661,506,611	(0.08)
Travelling Expenses	5,993,000	5,993,858	(0.01)
Domestic	805,000	805,326	(0.04)
Foreign	5,188,000	5,188,532	(0.01)
Supplies	83,234,000	83,237,482	(0.00)
Stationery and Office Requisites	33,115,000	33,115,039	(0.00)
Fuel & Lubricants	9,241,000	9,240,569	0.00
Uniforms	3,027,000	3,027,798	(0.03)
Mechanical & Electrical goods	4,900,000	4,902,396	(0.05)
Chemicals & Glassware	14,340,000	14,341,189	(0.01)
Medical Supplies	1,245,000	1,243,576	0.11
Other	17,366,000	17,366,915	(0.01)
Maintenance Expenses	28,935,000	28,932,108	0.01
Vehicles	4,973,000	4,972,959	0.00
Plant, Machinery and Equipments	22,666,000	22,666,029	(0.00)
Buildings and Structures	40,000	37,209	6.98
Furniture	1,025,000	1,024,868	0.01
Other	231,000	231,043	(0.02)
Contractual Services	314,363,000	314,396,223	(0.01)
Transport	20,000	20,175	(0.88)
Postal and Communication	59,000,000	59,029,637	(0.05)
Electricity & Water	128,133,000	128,133,540	(0.00)
Rents and Local Taxes	18,030,000	18,030,835	(0.00)
Security Services	30,515,000	30,515,686	(0.00)
Cleaning Services	29,712,000	29,712,660	(0.00)
Printing Advertising etc.,	30,552,000	30,552,587	(0.00)
Other	18,401,000	18,401,103	(0.00)
Other Recurrent	490,111,800	335,407,436	31.57
Special Services - Council & Committees	2,605,000	2,604,839	0.01
-Do- Professional & Other Fees	51,000	39,000	23.53
Workshops, Seminars	5,373,000	5,373,277	(0.01)
Academi Research & Publication	5,335,000	3,334,019	37.51
Staff Development (Training for Teachers, Administrators & Other Employees)	4,408,000	4,408,132	(0.00)

UNIVERSITY OF KELANIYA

STATEMENT OF THE COMPARISON OF BUDGET AND ACTUAL AMOUNTS - 2016

CATEGORY	Budget 2016 Rs.	Actual 2016 Rs.	%
Students' Development Initiatives & Community Relations	178,500	178,352	0.08
University Sports Activities	269,000	269,300	(0.11)
Grants to other Organizations	3,660,000	3,660,460	(0.01)
Holiday Warrants Season Tickets	2,161,000	2,161,602	(0.03)
Entertainment Expenses	2,586,000	2,585,795	0.01
Bank Charges	5,500	5,539	(0.70)
Awards & Indemnities	195,000	195,750	(0.38)
Contributions & Membership Fees	2,617,800	2,617,816	(0.00)
Convocations	35,196,000	35,196,053	(0.00)
Examination Fees	127,881,000	127,881,217	(0.00)
Expenditure on Extension Projects	291,948,000	139,254,483	52.30
Expenditure on Postgraduate Courses			
Others-Including Academic Research	5,642,000	5,641,803	0.00
Total Expenses	3,085,636,800	2,931,472,677	5.00

20. Report of the Auditor General




විගණකාධිපති දෙපාර්තමේන්තුව கணக்காய்வாளர் தலைமை அபிபதி திணைக்களம் AUDITOR GENERAL'S DEPARTMENT



මගේ අංකය } HED/E/UOK/1/16/14
எனது இல. }
My No. }

ඔබේ අංකය }
உமது இல. }
Your No. }

The Vice Chancellor,
University of Kelaniya



Report of the Auditor General on the Financial Statements of the University of Kelaniya for the year ended 31 December 2016 in terms of Sub-section 108(1) of the Universities Act, No.16 of 1978.

The audit of financial statements of the University of Kelaniya for the year ended 31 December 2016 comprising the statement of financial position as at 31 December 2016 and the statement of financial performance, statement of changes in funds and cash flow statement and a summary of significant accounting policies and other explanatory information was carried out under my direction in pursuance of provisions in Article 154(1) of the Constitution of the Democratic Socialist Republic of Sri Lanka read in conjunction with Sub-section 107(5) of the Universities Act, No. 16 of 1978. My comments and observations which I consider should be published with the Annual Report of the University in terms of Sub-section 108(1) of the Universities Act appear in this report.

1.2 Management's Responsibility for the Financial Statements

The Management is responsible for the preparation and fair presentation of these financial statements in accordance with Sri Lanka Public Sector Accounting Standards and for such internal control as the management determines is necessary to enable the preparation of financial statements that are free from material misstatements, whether due to fraud or error.

1.3 Auditor's Responsibility

My responsibility is to express an opinion on these financial statements based on my audit. I conducted my audit in accordance with Sri Lanka Auditing Standards consistent with International Auditing Standards of Supreme Audit Institutions (ISSAI 1000- 1810). Those Standards require that I comply with ethical requirements and plan and perform the audit to obtain reasonable assurance about whether the financial statements are free from material misstatements.



An audit involves performing procedures to obtain audit evidence about the amounts and disclosures in the financial statements. The procedures selected depend on the auditor's judgement, including the assessment of the risks of material misstatement of the financial statements, whether due to fraud or error. In making those risk assessments, the auditor considers internal control relevant to the University's preparation and fair presentation of the financial statements in order to design audit procedures that are appropriate in the circumstances, but not for the purpose of expressing an opinion on the effectiveness of the University's internal control. An audit also includes evaluating the appropriateness of accounting policies used and the reasonableness of accounting estimates made by management, as well as evaluating the overall presentation of financial statements. Section 111 of the Universities Act, No. 16 of 1978 give discretionary powers to the Auditor General to determine the scope and extent of the audit.

I believe that the audit evidence I have obtained is sufficient and appropriate to provide a basis for my audit opinion.

2. Financial Statements

2.1 Opinion

In my opinion, the financial statements give a true and fair view of the financial position of the University of Kelaniya as at 31 December 2016 and its financial performance and cash flows for the year then ended in accordance with Sri Lanka Public Sector Accounting Standards.

2.2 Comments on Financial Statements

2.2.1 Sri Lanka Public Sector Accounting Standards

The revaluation is necessary if the fair value of items of property, plant and equipment materially differ as compared with the carrying amount, in terms of Sri Lanka Public Sector Accounting Standard No. 07. Nevertheless, action had not been taken since the year 2008 to assess lands of which the cost being stated as a sum of Rs.724,931,142 of which the University of Kelaniya acquires the legal ownership and the fair value had not been brought to account for many years as at 31 December 2016.



2.2.2 Accounting Deficiencies

The following observations are made.

- (a) Even though the final stock amounted to Rs.32,474,645 according to the Reports of the Boards of Survey of the year under review, however according to the Ledger Account that balance was Rs.23,517,539 then the final stock amounting to Rs.8,957,106 had been over- accounted.
- (b) Even though office equipment amounting to Rs.266,980 given to the University in the year 2012 by the “Higher Education for the Twenty First Century Project” had been dispose, that value had not been removed from accounts and consumer goods amounting to Rs.233,197 had been brought to account as Fixed Assets. Moreover, office equipment amounting to Rs.3,258,129 given to the University in the year under review and in the preceding years by that project and teaching equipment amounting to Rs.1,117,655 had not been brought to account as Fixed Assets.

2.3 Non – compliance with Laws, Rules, Regulations and Management Decisions

The following non-compliances were observed.

Reference to Laws, Rules and Regulations	Non- compliance
(a) Section 46(6)(VII) of the Universities Act, No.16 of 1978	A Research Committee had been established only on the approval of the Council of the University and it had been approved to pay 25 per cent of allowance of the salary to the Chairman of that Research Committee as well. A sum of Rs.112,019 had been paid to that Chairman as those allowances even for the period of 05 months of which he had obtained sabbatical leave.



- (b) Financial Regulations of the Democratic Socialist Republic of Sri Lanka
- (i) Financial Regulation 371(2) Advances amounting to Rs.5,231,300 and Advances for Research amounting to Rs.1,169,060 had not been settled even by 31 December 2016.
- (ii) Financial Regulation 394 Four- hundred and sixty seven cheques of which the total value being a sum of Rs.2,240,557 which had been cancelled within the period from 24 November 2008 to 22 June 2016 had been stated under current liabilities in the financial statements instead of taking action in terms of Financial Regulations.
- (iii) Financial Regulations 570 and 571(3) Action had not been taken either to settle or to take under income the Tender, Security and Miscellaneous Deposits valued at Rs.14,483,952 remaining from 02 years to 09 years even by 30 April 2017.
- (iv) Financial Regulation 757 Either rectification of stock books by identifying stock shortages amounting to Rs.3,275,687 and excess of stocks amounting to Rs.1,327,930 observed according to the Reports of the Board of Survey of Stocks as at 31 December 2016 or taking action in terms of Financial Regulations had not been carried out.
- (v) Financial Regulations 770, 772 and Public Finance Circulars No.438 of 13
- Action had not been taken to non-issuing goods valued at Rs.1,491,834 and Rs.1,436,333 respectively which



November 2009

remain not issued from a period between 02 years to 10 years and damaged goods.

- Action had not been taken either to recover the value of 35,159 misplaced books identified in the Board of Survey of Library Books carried out in the year 2012 from the persons responsible or to write off from books.

(c) Circular No.2004/ ൧൧/01 of the National Library and Documentation Board dated 26 January 2004 A Survey of Library Books had not been carried out after the year 2012.

(d) Government Procurement Guidelines dated 25 January 2006

(i) Section 4.2(a)

(i) The approval of the Council had not been obtained for the Main Procurement Plan prepared in the year 2016. Moreover, details relating to the construction contracts of which the University Funds are deployed had not been included in the Procurement Plan.

(ii) Even though expected procurement activities for at least 3 years should be listed in the Main Procurement Plan, a Procurement Plan had not been prepared in such a manner.



(ii) Sections 4.2.2 and 4.2.3

A Procurement time table had not been prepared.

3. Financial Review

3.1 Financial Results

According to the financial statements presented, the financial result of the University for the year ended 31 December 2016 had resulted in a surplus of Rs.495,212,649 as compared with the corresponding surplus of Rs.474,804,754 for the preceding year, an improvement of Rs.20,407,895 in the financial results was observed. Even though personnel emoluments had been increased by a sum of Rs.174,170,879, the increase of government recurrent provisions and the interest income by sums of Rs.186,000,000 and Rs.95,426,256 respectively had been the main reason for this improvement.

In analyzing financial results in the year under review and of four preceding years, even though a decrease in the surplus had indicated in the year 2014, an improvement in the surplus was observed in the years 2012, 2013, 2015 and to the year 2016. However, after adjusting personnel emoluments and depreciation for non-current assets again, the contribution amounting to Rs.1,279,201,888 in the year 2012 had been improved to a sum of Rs.2,685,538,387 by the year 2016.

4. Operating Review

4.1 Performance

Functions such as admitting students, providing for instruction for learning, conducting post-graduate degree courses, holding examinations for ascertaining the persons who have acquired proficiency in different branches of learning, conducting external examinations, erecting libraries, laboratories and other buildings for the purpose of the University for instructional and residential purposes, instituting the posts of Professorships, Associate Professorships, Senior Lectureships, instituting and awarding scholarships, fellowships, bursaries, medals and prizes had been stated as the functions of the University by the Universities (Amendment) Act, No.7 of 1985 as amended by



the Act, No.16 of 1978. The following observations are made in inquiring in this connection.

- (a) Four objectives intended to be achieved had been stated under 08 divisions in the Action Plan prepared for the year 2016 and 974 targets had been included in those 08 divisions. Only 38 per cent of the total targets had been completed in examining its progress as at 31 December 2016 and 32 per cent had been operative. As such, targets not being implemented had been 30 per cent.

(b) Academic Progress

- (i) The total number of students studying in the University in the year under review had been 9,542. Even though the number of students that could be admitted for the First Year being 2,635, 2,734 students had been admitted. As such, 58 and 51 students respectively had been admitted less than the number of students that could be admitted to the Faculty of Commerce and Management Studies and to the Faculty of Science.
- (ii) Three students out of the 50 students recruited in the year under review for the Course in Speech and Hearing Sciences initiated in the Academic Year 2007/2008 by the Faculty of Medicine had left the course and 11 students out of the 44 students recruited in the preceding year had left the course.

(c) Conducting External Examination Courses

The following observations are made.

- (i) Powers had been entrusted to conduct examinations, with the concurrence of the Commission, to enable those who are not students of the University or of any recognized institution to obtain degrees, diplomas, and other academic distinctions of the University in terms of Section 29(f) of the Universities Act, No.16 of 1978. As such, 06 external examination courses are conducted by the University of Kelaniya and the total number of registered students by 31 December 2016 had been 95,906. An income totalling Rs.1,542,947,059 had been earned from the year 2012 to the year



2016 by the University by conducting these courses and the income that exceeded the expenditure ranged from 84 per cent to 541 per cent. The course fees had been revised in the year 2014 by the University and an increase of fees ranging from 193 per cent to 438 per cent as per courses was observed. The need for increasing course fees despite an improvement in the income exceeding the expenditure as shown above being indicated was not explained in the audit.

- (ii) Even though course fees had been charged as mentioned above, an unusual delay in issuing the examination results was observed and that period was ranging from 06 months to 01 ½ years.

(d) Research Activities

(i) Treasury Research Grants

- Even though a sum of Rs.2,525,000 had been allocated for 11 research projects in the year under review, a sum of Rs.894,077 of it had been utilized for those 11 research projects as at the end of the year.
 - Three research projects which had been approved for the year 2015 had not been initiated even by 08 September 2017.
 - The prescribed period for these research projects had been extended in most instances and the Vice Chancellor had informed to the audit that the lecturers obtaining study leave and sabbatical leave and the collection of data and the delay in research activities had been the main reasons for this delay.
- (ii) A sum of Rs.22,000,000 had been provided in the year under review by the University Grants Commission for encouraging research and a sum of Rs.12,872,344 of it had been spent for 17 research projects of 15 lecturers.



The utilization had been 59 per cent on a sum of Rs.9,127,656 had been saved as at the end of the year.

- (iii) Two balances amounting to Rs.9,283,020 including in the balance of Rs.28,257,735 which had been stated in the financial statements as University Research Grants had not been utilized since the year 2011.

4.2 Management Activities

The following observations are made.

- (a) Even though a block of land of 60 perches in extent belonging to the University had been given to the People's Bank since the year 1980, the lease rental had not been recovered for this block of land even up to the end of the year under review.
- (b) A land of 19.2 perches in extent had been purchased by the University in the year 1978 for a sum of Rs.1,600,000 and it had been sold to a private party for a sum of Rs.11,923,200 in the year under review without utilizing it for the activities of the University.
- (c) Even though a software had been installed by spending a sum of Rs.1,200,000 in the year 2007 for the registration of fixed assets by the University, it had not been updated since the year 2012.

4.3 Operating Activities

The following observations are made.

- (a) Even though fines should be charged in terms of the agreements from the lecturers who breach agreements in terms of Section 33 of Chapter 10 of the Establishments Code of University Grants Commission and the Higher Educational Institutions, a sum of Rs.57,238,122 remained recoverable from 19 lecturers who breached agreements as at 30 June 2017. Sixteen lecturers out of them were Assistant Lecturers.



- (b) It had been accommodated to make payments of the bond value as installments and it was observed that a long period between 10 to 15 years had been lapsed in recovering money on being agreed to pay as small installments of the money recoverable in determining the value and the period of an installment.
- (c) There were four officers who had breached agreements in the year 2016 and the agreed amount of two officers out of them had not been calculated.

4.4 Deficiencies in the Contract Process

An agreement had been entered into with the State Engineering Corporation on 24 December 2014 for an estimate of Rs.157,593,998 for the construction of the building of the Information and Communication Technology Centre and a sum of Rs.34,985,842 had been paid as mobilization advances on 16 January 2015. However, construction activities had not been commenced even up to October 2016 due to carrying out constructions by purchasing new land and by preparing plans instead of commencing constructions in the planned premises and government money had been retained at external parties over a period of one year fruitless.

4.5 Underutilization of Funds

The following observations are made.

- (a) Transactions had been commenced only in 02 instances in the year under review in the Bank Current Account maintained in a State Bank by the University and it was observed in examining the balances remaining in the bank in the end of each month that an average monthly balance of Rs.3,549,248 had been maintained.
- (b) Two funds amounting to Rs.120,000,000 remaining under the University Fund had not been utilized from the year 2015 and sums of Rs.5,423,868, Rs.1,026,890 and Rs.8,460,434 respectively out of the grants received for special objectives in the years 2012,2013 and 2015 had been retained in a Bank Current Account without deploying for those objectives.



4.6 Personnel Administration

The following observations are made.

- (a) Even though the permanent approved cadre of the academic staff had been 649, the actual cadre had been 542. As such, 22 vacancies remained out of the 107 vacancies had been of Associate Professors. Even though vacancies remained in the academic staff, 47 lecturers had obtained sabbatical leave.
- (b) Even though the approved cadre for the academic staff (temporary) had been 122, the excess had been 199 on the actual cadre being 321.
- (c) The number of vacancies in the non- academic staff had been 95.

5. Accountability and Good Governance

5.1 Action Plan

The following observations are made.

- (a) A summary on separately identifying the receipts of funds of the year for the University, Government Grants, Other Grants and earned income and distributing among each faculty had not been stated in the Performance Report.
- (b) Eighteen main targets and special objectives had been stated in the Action Plan of the Faculty of Social Science for the period July to December 2016 and the manner that funds should be deployed for it and the performance of the year and the financial and physical progress had not been included in the Performance Report.

6. Systems and Controls

Deficiencies in systems and controls observed during the course of audit were brought to the notice of the Vice Chancellor of the University from time to time. Special attention is needed in respect of the following areas of control.



Areas of Systems and Controls

Observations

(a) Control of Fixed Assets	Not bringing to account the fair value by revaluating assets.
(b) Survey of Library Books	Not surveying library books annually.
(c) Control of Contracts	Delays in constructions and extending the period of contract from time to time.
(d) Control of Advances	Delay in the settlement of advances.
(e) Stores Control	Not taking action relating to the stock shortages and excesses and the delay in disposal of goods that could not be used.

H.M Gamini Wijesinghe
Auditor General

21. Audit Committee Report

Composition of the Audit Committee

The Audit Committee of the University established as a sub-committee responsible for the Council consists of three non-executive members. The following officers were engaged in audit committee activities in the year 2016.

Members	Participation in the committee in 2016 (participation/ due to participate)
1. Mr. Preethi Perera (Chairman)	4/4
2. Mr. D. B. Wijekoon	4/4
3. Prof. J. B. Dissanayaka	2/4

The members from the Auditor General's Department were also invited to participate as observers.

Meeting

As per Public Enterprises Circular No. P. E. D./31, committee meetings should be held at least four times a year. The Committee met four times in the year under review and the internal and external audit reports were discussed at these meetings. The Committee reports were submitted to the University Council for information and necessary action.

Main Responsibilities

The main objective of the Auditor Committee is to assist the Council for the efficient functions of the financial matters of the University.

The main responsibilities are;

1. Review and supervision of the financial statements, financial reporting and the continuation of the audit process.
2. Examine any matter related to the finance of the University and other related matters.
3. Approving the annual internal audit plans and programmes.
4. Supervision of the internal audit plan and programme.

5. Investigate the external and internal audit reports and take follow up action on recommendations.
6. Review and supervision of the effective performance of the internal system controls.

Activities within the Year

The Committee was engaged in the following activities within the year under review.

1. Approval and supervision of the annual internal audit plans and programmes.

The Committee approved and supervised the internal audit plan and internal audit programme for the year 2016. The Committee reviewed and supervised the effectiveness of the internal audits, performance of the queries and the performance of the Internal Audit Division.

2. Compliance with laws and regulations

The compliance with the relevant laws and regulations were reviewed with the reports submitted by the external and internal auditors. The Committee further followed up on the preparation and presentation of the annual accounts reports of the University and the settlement of statutory payments such as gratuity, pensions and the Provident Funds.

3. Continuous review and supervision on the violation of contracts

The Committee continuously reviewed and supervised the recovery process from the staff members who violated bonds. As a result, it was able to recover the complete bond amount from 4 persons and Rs. 2.5 million was recovered in the year under review. There were 17 bond violators at the beginning of the year 2016. It was able to recover the whole bond value from one person within the year. Eight persons are paying the installments in cash and legal action has already been taken to recover the relevant amounts from the remaining eight persons.

4. Review and strengthening of the internal control system

Necessary recommendations on the control of fixed assets, regulating the expenditure for contractual activities, lending library books, annual board of survey of stores/ survey of fixed assets, recovering the unsettled advances, settling the unrecognized and unsettled loan balances and strengthening the internal controls. Continuous review was done on the actions taken to correct the weaknesses depicted in the Auditor's Report and Audit Inquiry for the year 2016. The University was satisfied with regard to the true and fair opinion issued by the Auditor's Report for the year 2016.

5. Audit Committee Meetings

The Audit Committee meetings were held at four occasions within the year ended as at 31st December 2016. All the Audit Committee members actively participated in all the committees. A representative from the Auditor General's Department participated at every meeting of the Audit Committee as a supervisor. Other staff members from the University were also invited when required. Senior Assistant Internal Auditor acts as the Secretary of the Committee.

Conclusion

The Committee was satisfied with the success of the follow up activities based on the recommendations on the matters considered by the Committee in the year 2016.

Chairman
Audit Committee
University of Kelaniya
26.01.2018

22. Observation of the Council of the University of Kelaniya on the Report of the Auditor General

My No: UK/IA/FAR/2016

Your No: HEDC/E/UOK/1/16/14.

18th January 2018

Mr. H. M. Gamini Wijesinha,
Auditor-General,
Auditor-General's Department,
No. 306/72,
Poldoowa Road,
Battaramulla

Report of the Auditor General on the Financial Statements of the University of Kelaniya for the year ending 31st December 2016 in terms of the sub-section 108 (1) of the University Act No 16 of 1978.

2. Financial Statements

2.1. True and fair view

Agreed.

2.2 Comments on financial statements

2.2.1 Sri Lanka Public Sector Accounting Policies

The revaluation activities for the lands of the University and legal entitlement have been initiated.

2.2.2 Accounting Deficiencies

- (a) The corrections for the year 2017 have been noted.
(b) The corrections have been made from the following journals.

C-090	C-0094	C-097
R-238	C-0095	R-241
C-092	C-240	
R-239	C-096	

2.3 Non-compliance to Laws, Rules, Regulations and Management Decisions

The following Non-compliance to Laws, Rules, Regulations and Management Decisions were observed.

Reference to Laws, Rules and Regulations		
(a)	Section 46 (6) (VII) of the Universities Act, No. 16 of 1978.	The Chairman, Research Council has been made the payment as he has performed the duties of the Council during his sabbatical leave. The details on attendance to the duties of the Research Council and lectures of the academic department are available at the Academic Establishment Division.
(b)	Financial Regulations of the Democratic Socialist Republic of Sri Lanka (i) Financial Regulation 371 (2)	An amount of Rs. 6,054,301.01 from the advance balance of the international seminar as at 31.12.2016 has been settled by now and relevant parties have been informed to correct the defects in the vouchers Rs.3,879,727/. Rs.

		514,250/- from the Research Advances Balance. The relevant parties have been informed to settle the existing balance.
	(ii) Financial Regulation 394	Cheques valuing Rs. 180,318.25 as at 31.10.2017 from the Cheque Account cancelled as at 31.12.2016 have been issued as per the request of the cheque receivers. The approval of the Governing Council has been obtained to be credited to the University for the cheques valuing Rs.1,292,182/-.
	(iii) Financial Regulation 570 and 571 (3)	<p>Tender Deposit The relevant parties have been informed of this matter and action will be taken to settle them after their replies are received.</p> <p>Security Deposit A retain of Rs.9,224,740.74 of 2017 has been released and the relevant parties have been informed of the remaining balance and action will be taken in future for the settlements based on their recommendations.</p> <p>Sundry Deposit Rs.542,130/- for the year 2017 has been settled and relevant parties have been informed about the balance amount either to be reimbursed or taken for the income.</p>

	(iv) Financial Regulation 757	Has been noted down for future reference.
	(v) Financial Regulation 770,772 and State Finance Circular No. 438 dated 13 November 2009	Has been noted down for correction after investigation. From the said survey it has been confirmed that 28,876 books have been misplaced. Further action is taken to verify this matter.
(c)	Circular No. 2004/Lib/01 dated 26 January 2004 of National Library Board	An independent Board of Survey has already been established to conduct a survey on Library books within the year and the said Board has informed to forward a programme report to the Assistant Registrar/ General Administration within December 2017.
(d)	Section 4.2 (a) of the Government Procurement Guidelines dated 25 January 2006	(i) The Main Procurement Plan has been prepared according to the Annual Capital Budget and Action Plan and the approval of the Governing Council has been obtained for Main Procurement Plan and the Action Plan.
		(ii) The Main Procurement Plan has been prepared according to the formats issued by the University Grants Commission and the Ministry of Higher Education.
	(iii) Sections 4.2.2 and 4.2.3	It has been noted down for future actions.

3. Financial Review

3.1. Financial Results

Agreed.

4. Operating Review

4.1 Performance

The following observations are made.

- (a) There was a delay in obtaining information from the Faculties for the preparation of the 2016-Progress Report and the 2017 Corporate Plan and the Action Plan as they had to be returned to the respective sections at several occasions for correcting the defects observed in them. Therefore, only a draft version was available at the prescribed time. At present relevant activities related to the planning have been completed. The committee after considering the issues identified in the implementation of this plan, conducted an awareness programme on 2018 Corporate Plan and the Action Plan on 15.08.2017 and steps have been taken to initiate the 2018 Corporate Plan and Action Plan.

(b) Academic Performance

- (i) Though 350 and 200 students had applied for the Management course and the Commerce course respectively under the Faculty of Commerce and Management, according to the Admission Committee decision dated 22.08.2016 and the letter dated 23.08.2016 50 additional students have applied for the Management course. At the same time, number of students have decreased as the vacancies have not been filled. However, 542 students have registered for the Faculty of Commerce and Management at the end of the 2014/2015 academic year.

Though students had registered for the Physical Science, Biology, Management, Information Technology and Environment Conservation and Management courses, the transfer of Physical Science students to other universities and other higher educational courses and not filling the vacancies have led to the decrease in the number of students. Students had been enrolled until 2 months after the commencement of lecturers and students enrolled had been enrolled as per the UGC registry on 21.12.2015, 08.02.2016 and 05.03.2016. Accordingly maximum effort have been taken to recruit students to the Faculty of Science.

- (ii) Students were enrolled for this course as Batch 1 and Batch 2 based on a selection test and thereafter students have been selected based on the z scores of the students. Though the tendency of students to leave course has decreased, it was decided that recruiting students on the z score without a selection test was the reason for students to leave courses. The UGC has

been informed that a selection test has to be conducted for selecting students for the Speech and Hearing Science, course.

(c) Conducting External Examination Courses

(i) 01. Applications were called in 2014 for the combined academic year 2012/13, instead of the two academic years 2012 and 2013. Around 28,000 students were registered in 2015 from the received applications exceeding 44,000.

Applications were called in 2015 for the academic year 2014 and around 8200 students were registered in 2016 from the received applications exceeding 14,000.

02. The Distance and Continuous Education Centre has introduced one combined course charging system from 2012/13 instead of charging registration fees, examination fees, seminar fees at different occasions.

03. Several examinations including the secondary examination of the Bachelor of Arts (General) degree for which a large number of students had sat, had been conducted in 2015 and comparatively a large number of students had repeated such examinations.

In 2016 several examinations including the tertiary examination of Bachelor of Arts (General) degree were conducted and the number of students had repeated such examinations was also high.

The first examination for the students exceeding 28,000 who registered for the academic year 2012/13 and for the repeating students was held in 2016.

04. In 2014, an amendment was made by increasing the examination charges by around 90% and such charges have been incurred from the year 2015.

05. The charges for the extension of student registration has been increased to Rs. 1500/- a late charge of Rs. 1000/- was incurred for each year from students who did not extend at due time.

06. Seminars were conducted in the year 2015 and 2016 for the first year students and second year students respectively who had registered for the academic year 2012/13. A large number of repeat students participated for this seminar.

According to the above explanations the current year recorded a higher amount of income due to the continuous increase in student registration and the increase in the number of repeating students.

07. Though it was expected to implement the Learning Management System, Web Cast Lecturers and Conference Marketing System it has not been able to make this system a 100% success. Therefore the expected expenditure could not be spent.

08. The payments were amended as per the UGC Circular 2016/01 and accordingly, there is a large decrease in many expenditure.

(ii) The delay in issuing examination results should be amended from 1 month to I year and 4 months.

After the examinations are over, the Distance and Continuous Education Centre distributes the relevant answer sheets to the respective Department Heads. Department Heads distributes the answer sheets to the examiners approved by the Senate. University lecturers conduct the mandatory lecturers, examine the answer papers of internal examinations and examination matters at the national level. Though the results of some subject units are released within 3 months, issuing of examination results in majority of subject units has been delayed due to the delay in receiving results.

There are 76 subject units in the Bachelor of Arts (General) Degree programme and the final results can only be released after the Distance and Continuous Education Centre has received the results of all the subject units according to the subject combination of undergraduates.

This is not a delay in the Distance and Continuous Education Centre. The results have been delayed due to the delay in receiving result sheets to the Distance and Continuous Education Centre from the examiners.

4.1 (d) Research Activities

(i) Treasury Research Grants

Research grants worth Rs. 2,525,000 has been approved for 11 research projects approved for the year 2016 and a sum of Rs. 1,100,507.50 has been utilized (43.58%) as at present.

As 03 research projects approved for the year 2015 have not been commenced as yet, it was reported to the Research and Publications Committee No. 2017/11 dated 14.11.2017 and the Committee has decided to cancel those three research projects and has been recommended for the approval of the Senate.

When a research project has been commenced, there is a possibility of not completing the project within the approved period, due to obtaining study leaves, sabbatical leaves and other leaves, delays in collecting data, and delays in conducting research activities and other matters and as

such the researcher is responsible to provide reasonable grounds and obtain the approval of the Research and Publication Committee.

(ii) In the year 2016, Rs. 22 million has been allocated for encouraging research of the University. As at 31.23.2016 Rs. 12,872,344.21 has been spent and the value of the bond liabilities as at the said date was Rs. 19,522,876/-.

(iii)

Research Fund	2011 (Rs)	2012 (Rs)	2013 (Rs)	2014 (Rs)	2015 (Rs)	2016 (Rs)
Faculty of Humanities	-	-	44,342.51	-	240,930.93	142,950.00
Faculty of Commerce and Management	62,400.91	580,404.04	131,030.00	41,331.30	566,280.62	1,750.00
Total	62,400.91	580,404.04	175,372.51	41,331.30	807,211.55	144,700.00

4.2 Management Activities

- The Peoples' Bank has already agreed to pay a sum of Rs. 20 million for the first term of 36 years since 1980 for the land leased out to the Peoples' Bank and the contract terms for the next 30 years are being discussed.
- The money acquired from selling the land has been temporary deposited to the Accrued Income Account; the same amount is to be utilized for the University Development Project in future.
- The fixed assets register has been updated until the year 2012 and it has been uploaded to the spreadsheets and documents due to the defects in the said assets register. Action has been taken to obtain a computer software in future.

4.3 Operational Activities

- Action has been taken to recover money from the lecturers who has violated contracts and the balance is Rs. 57,238,122.21. Steps have been taken to recover this money.
- When recovering bond values, there are two lecturers paying a lesser amount of money in additional number of installments other than the number of installments decided by the Governing Board and action has been taken to inform them to increase the installment. At the Governing Board meeting No. 419 dated 21.10.2014 the maximum period for recovering the bond violations as 48.

- (c) Out of the 4 officers who violated the bonds in the year 2016, the bond value of the two officers has been calculated. Accordingly, action is to be taken in future for the recovery of bond values.

4.4 Weaknesses in Contract Administration

- (a) When a contract was made with the State Engineering Corporation on 24.12.2014 for an estimate of Rs. 157,593,998/- for the construction of the Information and Communication Technology Centre, a land to construct such building had been defined in the proper manner. The State Engineering Corporation had prepared plans for the building. Further, the advance amount has been paid as per the contract. However, there was a large student protest for the construction of the building. Accordingly, the said construction was stopped due to the student protest. Thereafter, another land was purchased and another plan was prepared to suit the land and this has led to the delay. As the contract company has planned the human resources, this delay has affected the performance of that company and as the advance amount has already paid, any requests under the Condition S.C. 2.1 Right to Access to the Site can not be made. However, such advances have been paid under a valid Bank bond. The progress of the construction is over 28% as at present.

4.5 Underutilization of Funds

- (a) Rs. 5,920,00/- of this account has been invested in a fixed deposit. The approval of the Governing Board has been obtained for cancelling the said Bank Account and accordingly, steps are being taken for cancellation.
- (b) Faculty Infrastructure and Equipment Development Account
Rs. 20 million has been allocated for each Faculty and at present Rs. 12,420,696.01 has been spent.

Staff Training Account

Steps will be taken in future to utilize the balance herewith.

4.6 Personnel Administration

- (a) As per the report the actual cadre of the staff is 542 and the approved cadre is 649. Accordingly, there are 107 vacancies. However, the actual cadre of staff as at present is 560. Advertisements to fill the vacancies in the academic staff have been prepared to be published in the months of December and January. One position in the 22 vacant positions in the Professor cadre has been filled. Interview has been scheduled for another 2 positions.

According to the UGC Circular 408 and related Circulars after the completion of the requirements of the sabbatical leave, the university lecturers have been granted the said leave on the recommendation of the Leave and Awards Committee and the approval of the Governing Board.

- (b) An additional cadre has been temporary recruited to fill the vacancies in the permanent academic staff on the requirement of the Departments from the existing provisions.
- (c) Action has been taken to fill the vacancies in each post and the UGC by its letter dated 05.12.2017 has informed to suspend the recruitments due to the elections.

5. Accountability and Good Governance

5.1 Action Plan

- (a) When preparing the Corporate Plan the Action Plan of the University, information on the distribution of funds for the year under review has not been included as yet. The existing process has been to prepare this as a collective action with the participation of representatives of faculties and the Chairman of the Committee and Faculty representation do not have the relevant financial information for the relevant year. The activities had been proposed based on the relevant targets and Key Performance Indicators and the absence of financial provisions for the relevant year may have led to this situation. If fund sources and allocation of funds has to be included into the Corporate Plan, action will be taken to draw attention to this matter in preparation of the Action Plan.
- (b) The delay in receiving information from Faculties, lack of knowledge of the recently appointed representatives on the Corporate Plan and Action Plan and uncertainty on receiving funds for activities and inability to fulfill all the targets according to the plan can be mentioned as reasons. The information had to be re-submitted at several occasions as they were incomplete and incorrect and the report of the Faculty of Humanities was not included in the hard copy prepared as at June as it was not received by that time. After several amendments this was completely submitted in September 2017.

On 15.08.2017 a programme was conducted to make the department representatives aware on the preparation of the Corporate Plan and the Action Plan for the year 2018 and as the issues in the Corporate Plan and the Action Plan has been identified and action has been taken to prepare the Corporate Plan and the Action Plan for the year 2018. At the same time, relevant instructions have already been issued to Faculty and Department representatives on maintaining the Procurement Plan in accordance with the Corporate Plan and the Action Plan for the year 2018.

5.2 Systems and Controls

Systems and Control Areas

- | | |
|---------------------------------|---|
| (a) Control of Fixed Assets | The legal ownership of several blocks of land used by University has not yet received by the University. As according to the Sri Lanka Accounting Standards if an asset is revalued, the whole class of that asset has to be revalued, it has been noted down to revalue after the ownership of all the lands has been transferred to the university. |
| (b) Administration of Libraries | Action has been taken to conduct a census in the year 2017 after the issued identified in the 2012 book census have been resolved. |
| (c) Contract Administration | Action has been taken to complete the construction work for the year ended as at 31 st December 2015 on due date and most of the constructions have been completed even before the due date. At the same time, action has been taken to charge fines for the constructions which are not completed by due date. |
| (d) Control of Advances | Steps are taken to pay the balance amount as soon as advances are received and there can be a delay due to correcting the vouchers produced and approving the payments. It has been noted down to minimize the corrections in future. |
| (e) Control of Stores | It has been noted down to examine and settle this matter. |

Signed illegibly
Prof. D. M. Semasinghe
Vice Chancellor

Copies –

1. Secretary – Ministry of Higher Education and Highways
2. Secretary – Ministry of Finance and Mass Media
3. Secretary – University Grants Commission

Faculty of Commerce and Management Studies

Mission

The mission of the Faculty of Commerce and Management Studies of the University of Kelaniya is to “produce academically and professionally competent personnel to take up managerial positions in organizations, create an entrepreneurial culture, and broaden the horizon of knowledge pertaining to the discipline of Commerce & Management”.

Introduction to the Faculty

The Faculty of Commerce and Management Studies is one of fast developing faculties of the University of Kelaniya with unique features of becoming one of the finest faculties in the country. The origin of the Faculty could be traced back to the point where the Department of Commerce was established under the Faculty of Social Sciences in 1976. With the commitment and untiring efforts of academic staff, students and other stakeholders, we achieved the Faculty status by converting the department into the Faculty in 1995.

Current Progress

Academic Programmes

Since then, the Faculty has been able to draw attention of the stakeholders and popularity within the university community in a rapid phase in terms of quality more than the quantity. Some of the best examples to prove the improvement of quality are, graduate employability rate of 85.5% of the Faculty which is the highest among the Management Faculties in the country, ISO certification to the Department of Marketing which is the only department to have obtained this recognition among the Management fraternities in the island that currently offering an ISO certified degree programme and the recognition granted by Chartered Financial Analysts (CFA) Institute-USA in 2014 for the B.B.Mgt. (Finance) Special Degree programme offered by the Department of Finance.

The Faculty currently consists of five (5) departments, with the strength of 104 academic staff members, 27 non-academic staff members and 2238 undergraduate students. The five (5) departments namely; Commerce & Financial Management, Human Resource Management, Accountancy, Marketing Management and Finance are offering eight (08) undergraduate (special degree) courses, five (05) Master Degree programmes, two (02) Postgraduate Diplomas, four (04)

Diplomas and four (04) Higher Diplomas in addition to a Doctor of Business Administration (DBA) programme.

The Faculty offers a semester based academic programmes and underwent a further revision of curriculum, the implementation of which was introduced from the academic year 2013/14 while catering to the latest trends of the subject field, interests of the academia and current demands of the dynamic job market. The Faculty is continuously in process of introducing new courses to be offered to the general public apart from main academic programme, as an additional service to the community. Accordingly in 2016, the Faculty introduced eight (08) Diplomas and two (02) Postgraduate Diploma programmes.

Academic Staff

Faculty's academic staff are genuinely enhancing their research interests and bring out their researches substantially in research publications which in turn contribute to the academic programme. In fact, in 2016 itself the Faculty staff has made approximately 282 publications, obtained 07 awards consisting of 01 international and 06 national awards. 32 members of the academic staff are having Doctoral Degrees (PhD) while 67 members are with Master Degrees, out of whom, 22 are currently reading Doctorates.

Extra-Curricular Activities

All the departments of the Faculty have unique extracurricular activities conducted by the undergraduates. Some of the significant events so conducted are, Young entrepreneurs' Day organized by Department of Commerce and Financial Management, Investment week by Department of Finance, 'Stylish Marketer'- Fashion show organized by Department of Marketing Management, '3D's' –Talent show by Department of HRM, and 'Idea Night'- Internship certificate awarding ceremony by Department of Accountancy.

With this capacity and in line with the mission, the Faculty has been rendering its distinctive services to prepare scholars and professionals with capability, skills and attitude, driving the economy, supporting civil society and government and make essential decisions in the interest of whole society. Accordingly, the Faculty of Commerce and Management Studies has so far produced more than 8000 graduates and most of them are in the forefront of managerial ranks in public and private sector organizations, both locally and internationally with some of our graduates being prominent entrepreneurs in the country.

Faculty of Graduate Studies

Faculty of Graduate Studies offers a variety of programs, ranging from postgraduate diploma level to doctoral level. Currently, there are over fifty two programs offered by the various Faculties and institutions, leading to a Master's degree. Some of the courses are based only on course work, while others are based on research, and some others are mix of course work and research. Course work at FGS means face-to-face teaching as in a traditional university. These courses are usually conducted during weekends or evenings, to enable people who are already employed to enhance their knowledge and skills. In order to be more accessible, FGS hopes to be in a position to launch distance learning modules in the near future. Currently all administration functions are operated by an online Management Information System that facilitated smooth organization management data management, application and registration.

Postgraduate study at M.Phil (Master of Philosophy), PhD (Doctor of Philosophy), MD (Doctor of Medicine) and DBA (Doctor of Business Administration) levels are possible in each Faculty of the University of Kelaniya. These Programs tend to build on the skills acquired at undergraduate and Master's levels. They involve an applicant being assigned to a supervisor for guidance in conducting research. The applicant and supervisor/s work together to achieve the objectives of the research program. If you have no previous experience in conducting research, it would be best to register for a Master's level program before attempting an M.Phil or PhD. This is because most Master's level programmes include modules on research methodology.

Faculty of Humanities

The academic tradition and the history of the Faculty of Humanities dates back to the inception of the Vidyalankara Pirivena. Today, the former Faculties of the Pirivena, the faculty of Languages, the Faculty of Buddhism and the Faculty of Arts come under the aegis of the Faculty of Humanities.

Maintaining the highest standards of the disciplines of Languages, Arts, Buddhist studies was the main objective of the faculties of those days. Currently, the Faculty of Humanities continues to maintain those objectives within a greatly enhanced discipline.

Department of Sinhala, Department of English, Department of Pail & Buddhist Studies, Department of Sanskrit, Department of Hindi, Department of Modern Languages, Department of Linguistics, Department of Western Classical Culture & Christian Culture, as well as Visual Arts, Design & Performing Arts Unit, Drama & Theatre and Image Arts Unit and ELTU are the Departments which are joined to the Faculty of Humanities.

Language labs and computer labs have been established for the use of the undergraduates while, the Faculty Research center is located in the faculty premises for the use of researchers of the Faculty. The Confucius Institute is also established under the faculty to provide better awareness on the Chinese language and the culture to the undergraduates and general public.

Faculty of Medicine

Vision

The Faculty aspires to be an internationally recognized institution of higher education in a culture of excellence and integrity that helps to generate and impart knowledge in the medical sciences.

Mission

The Faculty of Medicine

- Educates medical students, postgraduate doctors, allied health care professionals and the public,
- Provides patient oriented medical care to prevent, diagnose and treat human illness, and
- Conducts basic, applied and clinical research

In an environment of high quality education, that nurtures a spirit of inquiry, initiative, equality and social responsibility

Graduates of the Faculty will have the knowledge, the skills and attitudes to be successful in providing services to the community, country and beyond as individuals and opinion leaders in a globalized health care environment

At the Faculty of Medicine, an academic community with a passion for teaching, student training and scientific enquiry advances knowledge. By providing an excellent environment for learning and research, we will encourage scholarship at the highest level.

Overview

The Faculty of Medicine is situated in a spacious, 35-acre campus at Ragama. It commenced activities with the admission of 120 medical students in September 1991. Twenty two batches of medical students have since graduated from the Faculty. Two batches of medical students were enrolled in 2016: the 27th batch in January and the 28th batch in November. The Faculty introduced a four-year BSc in Speech & Hearing Sciences in 2008. Four batches of these students have now graduated. As with the medical students, two batches of BSc (SHS) students were enrolled in 2016: the 8th batch in January and the 9th batch in December.

Today, the Faculty has about 1287 undergraduate students: approximately 1037 medical students and about 250 BSc (SHS) students. The medical students include 58 students from overseas, mainly from other South Asian countries, who have been admitted on a fee-levying basis. The Faculty has 123 academic staff on the permanent cadre, as well as about 20 on the temporary cadre, and over 60 visiting staff that include consultants who are attached to the affiliated teaching hospitals. The Faculty prides itself on its research activities, and its output is amongst the highest in medical faculties in Sri Lanka. Eight academic staff members received President's Awards for Scientific Publication in 2014, at the ceremony conducted in November 2016.

Faculty of Science

Mission

The mission of the Faculty of Science of the University of Kelaniya is to produce highly motivated graduates and postgraduates capable of making a significant contribution towards national development and wellbeing of mankind, to conduct research and provide advice and consultancy service in various scientific disciplines to foster a better understanding of environment for sustainable use and conservation of natural resources.

Overview

The Faculty of Science of the University of Kelaniya consists of eight academic departments namely the Department of Botany, Chemistry, Industrial Management, Mathematics, Microbiology, Physics Statistics & Computer Science and Zoology and Environmental Management. The Faculty of Science now offers six BSc Programmes, Two BSc Degree Programmes of 3 year duration and four Honours Degree Programmes of 4 year duration. The BSc Degree Programmes are BSc Degree and BSc Degree in Environmental Conservation and Management (ENCM). The Honours Degree Programmes are BSc Honours Degree and BSc Honours Degree in Environmental Conservation and Management (ENCM), BSc Honours Degree in Management and Information Technology (MIT) and BSc Honours Degree in Software Engineering (SENG).

The Faculty also spearheads the EDCON project, which links the University with industry through consultancies with client organizations.

Faculty of Social Sciences

Overview

Faculty of Social Sciences consists of 09 Departments. The Faculty offers 18 subjects for the Bachelor's degree. Students are able to follow Bachelor of Arts (General) and Bachelor of Arts (Special) degree in these subjects. Lectures, seminars and workshops are held with the participation of specialists in various fields for the improvement of knowledge of the students, in addition to lectures and other tutorial classes relevant to degree courses by various departments of the Faculty.

Also, certificates and Diploma courses, Postgraduate Diploma courses, M.A. (one year) and M.S.Sc (two year) courses from selected subject streams in the Faculty of Social Sciences are conducted. Facilities to follow M.Phil. and Ph.D. degrees based on research are available, including a research laboratory, Palm Leaf Manuscript Library, information technology facilities and other resources of the Faculty. The palm leaf manuscripts library contains 600 palm leaves and more than six hundred thousand copies of palm leaf which is the highest number of palm leaf collection of Sri Lanka.

In 2016, several research symposiums were conducted by the faculty and its departments and was awarded the Vice-Chancellors Award for the faculty which has the most number of research papers presented in the research conferences/symposia organized by it and its Departments/ Centers/Units in 2016 to enhance the research culture of the faculty. Finding a clay pit burial site belonging to proto-historic period by one of the academic staff members of the Faculty of Social Sciences can be identified as a significant event in the year 2016. This made an opportunity to sign an MoU with Sichuan university of China for further research studies.

Faculty of Computing and Technology

University of Kelaniya established its 7th Faculty - the Faculty of Computing and Technology on 30th December 2015 and the Faculty commenced its operations on 18th January 2016. It is expected that this Faculty enables the university to position itself as a unique centre of excellence in computing unparalleled to existing institutes by capitalizing on the expertise they endow in multiple disciplines combined with the competencies in the domain of computing. Thus, the faculty is established as a service faculty catering to unique computing needs of other faculties while offering their own academic programmes in Computing and Technology. This new concept aims to improve the computer literacy and the usage of undergraduates of other faculties, which is identified as a critical determinant of employability of graduates. The objectives of the Faculty of Computing and Technology also captures offering of degrees relating to computer related disciplines, conducting research and providing services of ICT related issues of the university and the country as a whole.